

# **EANCOM<sup>®</sup> 2002 S4**

## **DESADV**

### **Despatch advice message**

#### **Edition 2016**

1. Introduction.....	2
2. Message Structure Chart .....	7
3. Branching Diagram.....	9
4. Segments Description .....	18
5. Segments Layout.....	23
6. Example(s) .....	94

## **1. Introduction**

---

### **Status**

MESSAGE TYPE : DESADV  
REFERENCE DIRECTORY : D.01B  
EANCOM® SUBSET VERSION : 007

### **Definition**

A message specifying details for goods despatched or ready for despatch under agreed conditions.

### **Principles**

The message may be used either to indicate the despatch of goods being delivered, or to indicate the despatch of goods being returned.

The message intent is to advise of the detailed contents of a consignment.

The message relates to one seller and one buyer or their respective agent.

The message relates to a single despatch point and single or multiple destination points. It may cover a number of different items and packages.

It allows the recipient to:

- know when the material has been despatched or will be ready for despatch.
- have the precise details of the consignment.
- take initial steps towards customs clearance in case of international consignments.
- enable the control between despatched goods with the following invoice.

The Despatch Advice message should always be sent before goods are physically delivered or returned. This makes it possible for the receiving party to use the data to prepare efficiently for the reception of the goods.

Each unit delivered (pallet, carton, ...) should be uniquely identified. In the Despatch Advice message, the products contained in each uniquely identified unit are described. When the goods are received, the physical shipment and the electronic message can be cross-checked. Discrepancies are immediately identified. It is recommended to use the standard EAN.UCC Serial Shipping Container Code structure to identify the units (see Part I, section 4.2).

### **Structure of the Despatch Advice message**

The message enables a hierarchical description of the shipment, starting with the highest level (shipment) and ending with the lowest level (items). One can for example describe a container comprising 5 pallets, a pallet being composed of several large despatch units which themselves contain smaller despatch units. The traded units (any level of packaging agreed by the trading partners) are then specified.

It is however not mandatory to describe the hierarchical structure of the shipment. A simple and probably most frequent use of the message consists in specifying the items to be despatched and the relevant information per item (quantity, additional identification ...).

### **Example**

The following example is used to illustrate the different descriptive options of the Despatch Advice message. Options 1 through 4 are presented in an ascending order of complexity or completeness.

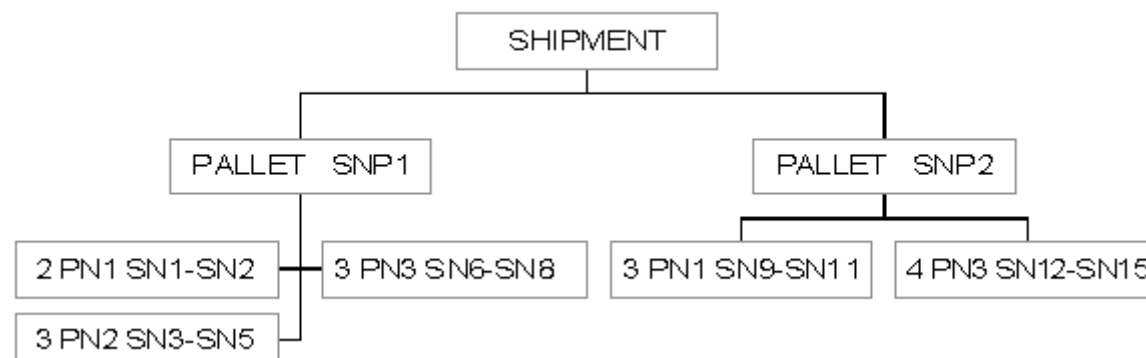
A shipment consists of 2 pallets. The first pallet, identified by the serial number SNP1, contains 8 cartons. 2 cartons of product number PN1, 3 cartons of PN2 and 3 cartons of PN3. The cartons are individually identified by serial numbers ranging from SN1 through SN8.

The second pallet identified by the serial number SNP2, contains 3 cartons of product number PN1 and 4 cartons of

## 1. Introduction

product number PN3. The cartons are individually identified by serial numbers ranging from SN9 through SN15.

The shipment can be represented like this:



Please note that for easy reading, the product numbers (PN's) and the serial numbers (SNP's, SN's) have been shortened. In real transactions, standard GTINs and the Serial Shipping Container Code should be used. The message structure has been simplified with only the functional segments of the detail section presented.

### Option 1:

Only product numbers and total shipment quantities are provided, no carton specific serial numbers are provided and no description of the shipment structure is given.

This option allows for the description of the shipment composition only in terms of products and total quantities per product. In this case the shipment is described as being composed of 5 units of PN1, 3 units of PN2 and 7 units of PN3. Using this option, the message will provide no information regarding individual despatch carton serial numbers or the way they are organised hierarchically in the shipment, i.e. the shipment consists of two pallets, the first containing..., the second pallet containing....

#### Option 1 Detail Section of the Despatch Advice Message:

CPS+1'	"Dummy" CPS segment
LIN+1++PN1:SRV'	First line item; PN1
QTY+12:5'	Quantity Despatched 5
LIN+2++PN2:SRV'	Second line item; PN2
QTY+12:3'	Quantity Despatched 3
LIN+3++PN3:SRV'	Third line item; PN3
QTY+12:7'	Quantity Despatched 7

### Option 2:

Product numbers and total quantities of the shipment are provided. Additionally, each carton is uniquely identified by a serial number. No description of the structure of the shipment is given.

This option allows for the description of the shipment composition but ignores any hierarchical structure of the shipment. In this case the shipment is described as being composed of 5 units of PN1, 3 units of PN2 and 7 units of PN3. Additionally, each carton is uniquely identified by a serial number so as to distinguish cartons with the same product number, so that for example cartons PN1 will be identified with the serial numbers SN1, SN2, SN9, SN10 and SN11. This option does not provide information on how the groups of cartons are organised in the shipment,

## 1. Introduction

---

(i.e. in terms of pallets).

### Option 2 Detail Section of the Despatch Advice Message:

CPS+1'	"Dummy" CPS segment
LIN+1++PN1:SRV'	First line item; PN1
QTY+12:5'	Quantity Despatched 5
PCI+33E'	Marked packaging with SSCC
GIN+BJ+SN1:SN2+SN9:SN11'	Serial numbers of 5 cartons PN1
LIN+2++PN2:SRV'	Second line item; PN2
QTY+12:3'	Quantity Despatched 3
PCI+33E'	Marked packaging with SSCC
GIN+BJ+SN3:SN5'	Serial numbers of 3 cartons PN2
LIN+3++PN3:SRV'	Third line item; PN3
QTY+12:7'	Quantity Despatched 7
PCI+33E'	Marked packaging with SSCC
GIN+BJ+SN6:SN8+SN12:SN15'	Serial numbers of 7 cartons PN3

### **Option 3:**

Description of the shipment hierarchical structure in terms of pallet content, with pallets uniquely identified.

This option allows to describe the composition of the shipment in terms of the pallets it contains, each pallet uniquely identified by a serial shipping container code (SNP1 and SNP2). The message describes the composition of each pallet in terms of the cartons contained and in what quantity, per pallet.

### Option 3 Detail Section of the Despatch Advice Message:

CPS+1'	1st CPS; no parent
PAC+2++201'	Number of packages = 2 pallets type ISO 1
CPS+2+1'	2nd CPS; first pallet; parent = shipment
PAC+1++201'	Outer packaging level, pallet type ISO 1
PCI+33E'	Marked packaging with SSCC
GIN+BJ+SNP1'	Serial number of 1st pallet
CPS+3+2'	3rd CPS; 8 cartons; parent = pallet SNP1
PAC+8++CT'	Pallet contains 8 cartons
LIN+1++PN1:SRV'	First line item; PN1
QTY+12:2'	Quantity Despatched 2
LIN+2++PN2:SRV'	Second line item; PN2

## 1. Introduction

---

QTY+12:3'	Quantity Despatched 3
LIN+3++PN3:SRV'	Third line item; PN3
QTY+12:3'	Quantity Despatched 3
CPS+4+1'	4th CPS; second pallet; parent = shipment
PAC+1++201'	Outer packaging level, pallet type ISO 1
PCI+33E'	Marked packaging with SSCC
GIN+BJ+SNP2'	Serial number of 2nd pallet
CPS+5+4'	5th CPS; 7 cartons; parent = pallet SNP2
PAC+7++CT'	Pallet contains 7 cartons
LIN+4++PN1:SRV'	Fourth line item; PN1
QTY+12:3'	Quantity Despatched 3
LIN+5++PN3:SRV'	Fifth line item; PN3
QTY+12:4'	Quantity Despatched 4

### Option 4:

Description of the shipment hierarchical structure in terms of the pallets and their content. Both pallets and cartons contained are uniquely identified by serial numbers.

This option allows to describe the composition of the shipment in a hierarchical nature. The shipment is identified as being composed of two pallets each identified by a serial shipping container code (SNP1 and SNP2). The message describes the composition of each pallet in terms of the units contained and their serial shipping container codes. Following the same hierarchical logic the message could go on to describe the composition of each carton in terms of its traded or consumer units.

#### Option 4 Detail Section of the Despatch Advice Message:

CPS+1'	1st CPS; no parent
PAC+2++201'	Number of packages = 2 pallets type ISO 1
CPS+2+1'	2nd CPS; first pallet; parent = shipment
PAC+1++201'	Outer packaging level, pallet type ISO 1
PCI+33E'	Marked packaging with SSCC
GIN+BJ+SNP1'	Serial number of 1st pallet
CPS+3+2'	3rd CPS; 8 cartons; parent = pallet SNP1
PAC+8++CT'	Pallet contains 8 cartons
LIN+1++PN1:SRV'	First line item; PN1
QTY+12:2'	Quantity Despatched 2
PCI+33E'	Marked packaging with SSCC
GIN+BJ+SN1:SN2'	Serial numbers of 2 cartons PN1

## 1. Introduction

---

LIN+2++PN2:SRV'	Second line item; PN2
QTY+12:3'	Quantity Despatched 3
PCI+33E'	Marked packaging with SSCC
GIN+BJ+SN3:SN5'	Serial numbers of 3 cartons PN2
LIN+3++PN3:SRV'	Third line item; PN3
QTY+12:3'	Quantity Despatched 3
PCI+33E'	Marked packaging with SSCC
GIN+BJ+SN6:SN8'	Serial numbers of 3 cartons PN3
CPS+4+1'	4th CPS; second pallet; parent = shipment
PAC+1++201'	Outer packaging level, pallet type ISO 1
PCI+33E'	Marked packaging with SSCC
GIN+BJ+SNP2'	Serial number of 2nd pallet
CPS+5+4'	5th CPS; 7 cartons; parent = pallet SNP2
PAC+7++CT'	Pallet contains 7 cartons
LIN+4++PN1:SRV'	4th line item; PN1
QTY+12:3'	Quantity Despatched 3
PCI+33E'	Marked packaging with SSCC
GIN+BJ+SN9:SN11'	Serial numbers of 3 cartons PN1
LIN+5++PN3:SRV'	5th line item; PN3
QTY+12:4'	Quantity Despatched 3
PCI+33E'	Marked packaging with SSCC
GIN+BJ+SN12:SN15'	Serial numbers of 4 cartons PN3

## 2. Message Structure Chart

### Despatch Advice Heading Section

UNH	1	M	1	- Message header
BGM	2	M	1	- Beginning of message
DTM	3	C	10	- Date/time/period
ALI	+	4	C 5	- Additional information
MEA	+	5	C 5	- Measurements
MOA	+	6	C 5	- Monetary amount
SG1		C	10	- RFF-DTM
RFF		7	M 1	- Reference
DTM		8	C 1	- Date/time/period
SG2	*	C	99	- NAD-LOC-SG3-SG4
NAD		9	M 1	- Name and address
LOC	+	10	C 10	- Place/location identification
SG3		C	10	- RFF
RFF		11	M 1	- Reference
SG4		C	10	- CTA-COM
CTA		12	M 1	- Contact information
COM		13	C 5	- Communication contact
SG5		C	10	- TOD-LOC
TOD		14	M 1	- Terms of delivery or transport
LOC		15	C 5	- Place/location identification
SG6		C	10	- TDT-SG7
TDT		16	M 1	- Details of transport
SG7	*	C	10	- LOC-DTM
LOC		17	M 1	- Place/location identification
DTM	+	18	C 10	- Date/time/period
SG8		C	10	- EQD-MEA-SEL
EQD		19	M 1	- Equipment details
MEA		20	C 5	- Measurements
SEL		21	C 25	- Seal number

### Despatch Advice Detail Section

SG10		C	9999	- CPS-FTX-SG11-SG17
CPS		22	M 1	- Consignment packing sequence
FTX		23	C 5	- Free text
SG11		C	9999	- PAC-MEA-QTY-SG12-SG13
PAC		24	M 1	- Package
MEA		25	C 10	- Measurements
QTY		26	C 10	- Quantity
SG12		C	10	- HAN
HAN		27	M 1	- Handling instructions
SG13		C	1000	- PCI-RFF-DTM-SG15
PCI		28	M 1	- Package identification
RFF		29	C 1	- Reference
DTM		30	C 5	- Date/time/period
SG15		C	99	- GIN
GIN		31	M 1	- Goods identity number
SG17	*	C	9999	- LIN-PIA-IMD-MEA-QTY-ALI-DLM-DTM-FTX-MOA-SG18-SG20-SG22
LIN		32	M 1	- Line item
PIA		33	C 10	- Additional product id
IMD		34	C 25	- Item description
MEA		35	C 10	- Measurements
QTY		36	C 10	- Quantity
ALI	+	37	C 10	- Additional information
DLM		38	C 100	- Delivery limitations
DTM		39	C 5	- Date/time/period
FTX		40	C 99	- Free text
MOA	+	41	C 5	- Monetary amount

## 2. Message Structure Chart

---

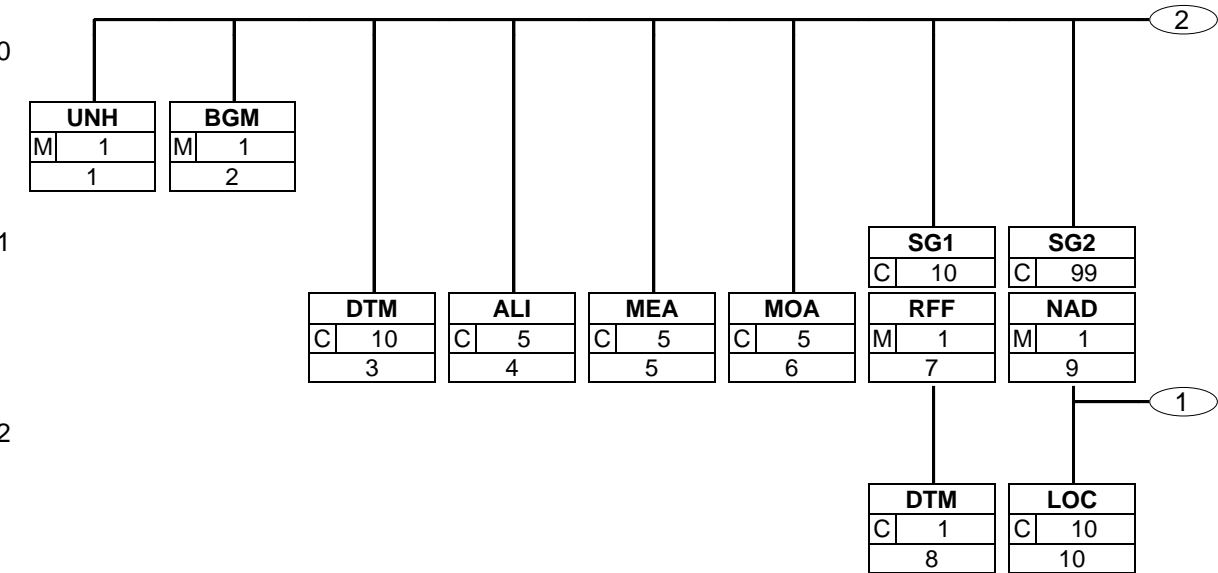
SG18	C	99	- RFF-DTM
RFF	42 M	1	- Reference
DTM	43 C	1	- Date/time/period
SG20	C	100	- LOC-NAD-DTM-QTY
LOC	44 M	1	- Place/location identification
NAD	45 C	1	- Name and address
DTM	46 C	1	- Date/time/period
QTY	47 C	10	- Quantity
SG22	C	9999	- PCI-DTM-MEA-QTY-SG23-SG24
PCI	48 M	1	- Package identification
DTM	49 C	5	- Date/time/period
MEA	50 C	10	- Measurements
QTY	51 C	1	- Quantity
SG23	C	10	- GIN-DLM
GIN	52 M	1	- Goods identity number
DLM	53 C	100	- Delivery limitations
SG24	C	10	- HAN
HAN	54 M	1	- Handling instructions
SG25	C	10	- QVR-DTM
QVR	55 M	1	- Quantity variances
DTM	56 C	5	- Date/time/period

### Despatch Advice Summary Section

CNT	57 C	5	- Control total
UNT	58 M	1	- Message trailer

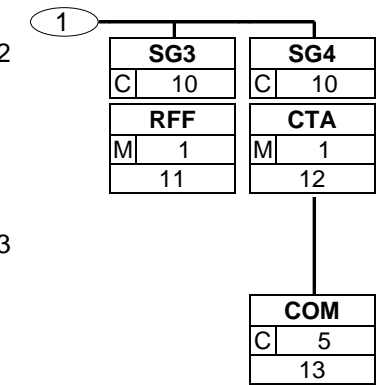


### 3. Branching Diagram

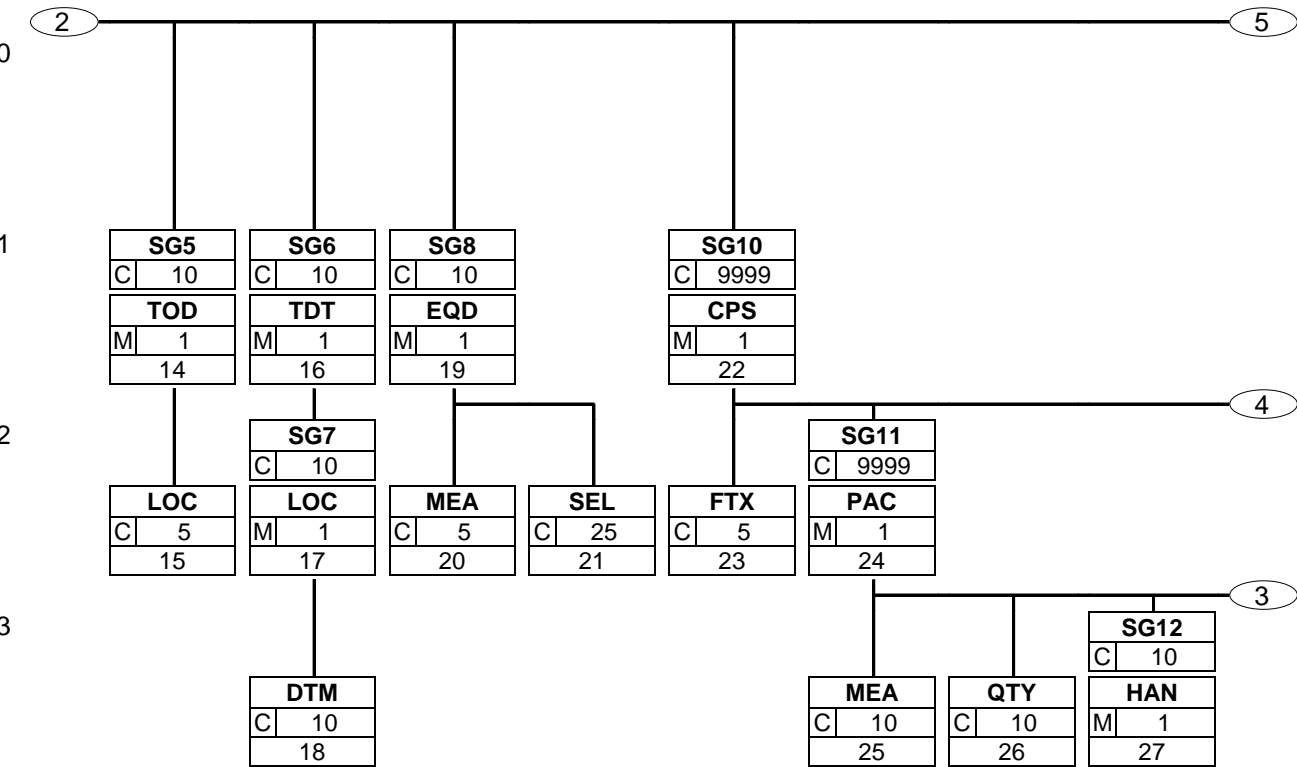


3. Branching Diagram

---

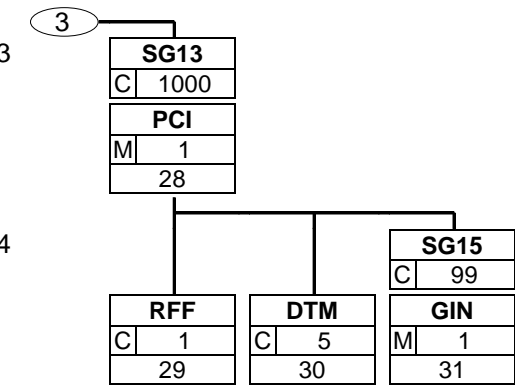


3. Branching Diagram



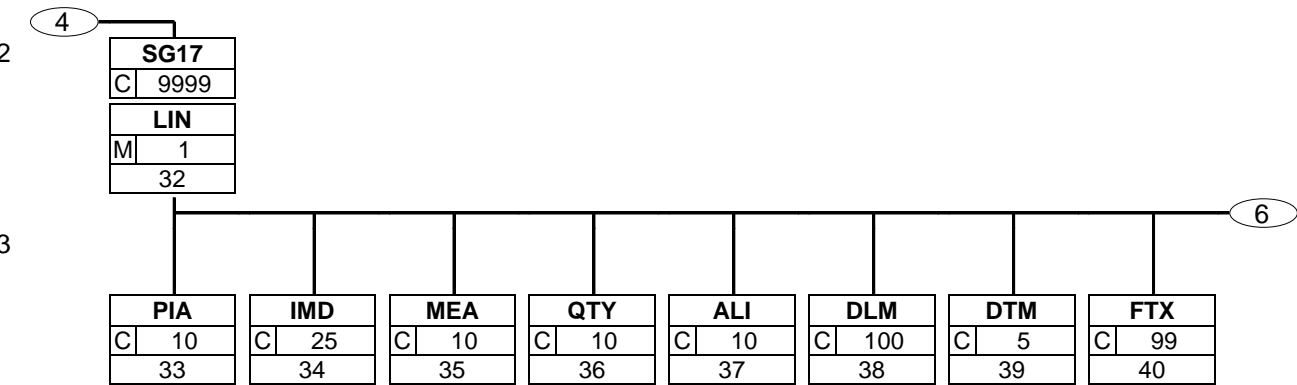
3. Branching Diagram

---



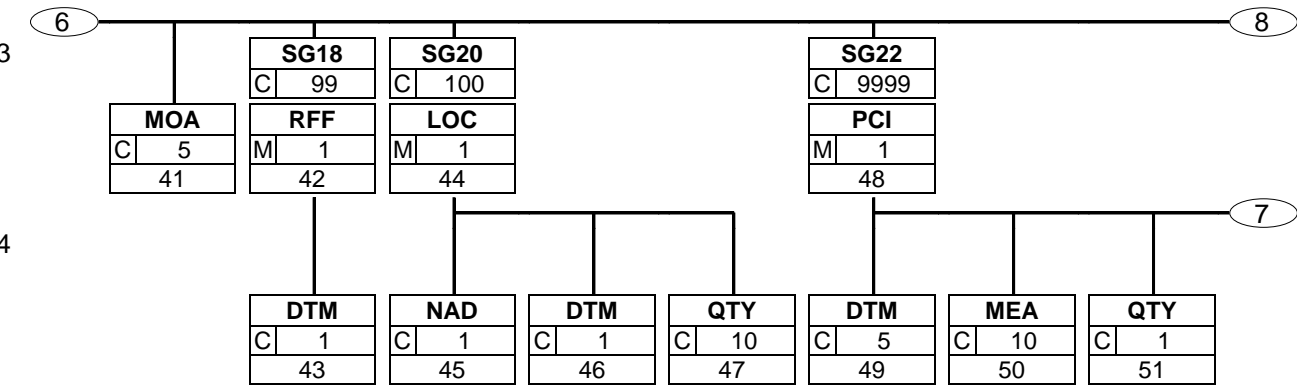
3. Branching Diagram

---



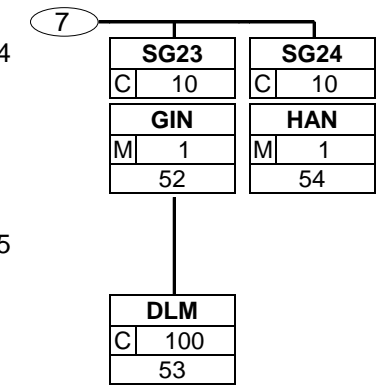
3. Branching Diagram

---



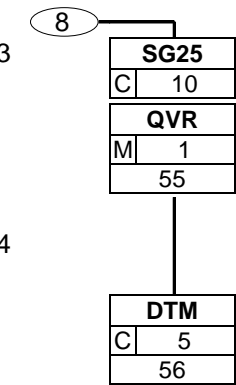
3. Branching Diagram

---



3. Branching Diagram

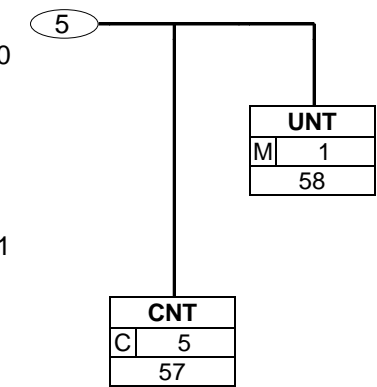
---





3. Branching Diagram

---



## 4. Segments Description

---

### Despatch Advice Heading Section

UNH - M 1	- Message header This segment is used to head, identify and specify a message.
BGM - M 1	- Beginning of message This segment is used to indicate the type and function of the message and to transmit the identifying number.
DTM - C 10	- Date/time/period This segment is used to specify the date of the Despatch Advice or any dates related to the delivery of goods.
ALI - C 5	- Additional information This segment is used to indicate special conditions or the country of origin for the whole message.
MEA - C 5	- Measurements This segment is used to specify the physical measurements of weight and volume, and/or storage limitations of the entire shipment.
MOA - C 5	- Monetary amount This segment is used to specify monetary amounts related to the despatch advice which are required by the consignee to prepare customs clearance procedures.
<b>SG1</b> - C 10	- <b>RFF-DTM</b> A group of segments giving references where necessary, their dates relating to the whole message, e.g. contract number.
RFF - M 1	- Reference This segment is used to provide references that apply to the whole transaction.
DTM - C 1	- Date/time/period This segment is used to specify dates relating to the references given in the previous RFF segment.
<b>SG2</b> - C 99	- <b>NAD-LOC-SG3-SG4</b> A group of segments identifying names, addresses, and locations relevant to the whole Despatch Advice.
NAD - M 1	- Name and address This segment is used to identify the trading partners involved in the Despatch Advice message. Identification of the supplier and buyer is recommended in the Despatch Advice. Additionally, the shipper and delivery party may be identified when different from the supplier or buyer.
LOC - C 10	- Place/location identification This segment is used to indicate more precise locations related to the party identified in the NAD segment. It is recommended that GLN -Format n13 - be used for the identification of all locations.
<b>SG3</b> - C 10	- <b>RFF</b> A group of segments giving references relevant only to the specified party rather than the whole message.
RFF - M 1	- Reference This segment is used to specify references related to the party identified in the previous NAD segment.
<b>SG4</b> - C 10	- <b>CTA-COM</b> A group of segments to identify the people, functions, departments and appropriate numbers to whom communication should be directed.

## 4. Segments Description

---

CTA - M 1	- Contact information This segment is used to identify contact names within the company specified in the NAD segment.
COM - C 5	- Communication contact This segment identifies the communications number and type of communications, for the person or department identified in the preceding CTA segment.
<b>SG5 - C 10</b>	- <b>TOD-LOC</b> A group of segments indicating terms of delivery.
TOD - M 1	- Terms of delivery or transport This segment is used to specify the terms of delivery for the despatch advice.
LOC - C 5	- Place/location identification This segment is used to indicate the location to which the terms of delivery are applicable.
<b>SG6 - C 10</b>	- <b>TDT-SG7</b> A group of segments specifying details of the mode and means of transport and date/time of departure and destination relevant to the whole despatch advice.
TDT - M 1	- Details of transport This segment is used to specify transport services used in the despatch advice.
<b>SG7 - C 10</b>	- <b>LOC-DTM</b> A group of segments giving the location and date/time information relative to the transportation.
LOC - M 1	- Place/location identification This segment is used to identify a location related to the transport details specified in the previous TDT segment.
DTM - C 10	- Date/time/period This segment is used to provide dates related to the transport details specified in the TDT segment.
<b>SG8 - C 10</b>	- <b>EQD-MEA-SEL</b> A group of segments providing information relative to the equipment used for the transportation of goods relevant to the whole despatch advice.
EQD - M 1	- Equipment details This segment is used to provide information on equipment which will be used in the despatch of the products ordered.
MEA - C 5	- Measurements This segment is used to specify physical measurements or dimensions of the equipment described in the EQD segment.
SEL - C 25	- Seal number This segment is used to specify a seal number which is connected to the equipment identified in the EQD segment.

### Despatch Advice Detail Section

<b>SG10 - C 9999</b>	- <b>CPS-FTX-SG11-SG17</b> A group of segments providing details of all package levels and of the individual despatched items contained in the consignment. This segment group provides the capability to give the hierarchical packing relationships. The group defines a logical top-down order structure.
CPS - M 1	- Consignment packing sequence This segment is used to identify the sequence in which packing of the consignment occurs.

#### 4. Segments Description

---

FTX - C 5	- Free text
<b>SG11 - C 9999</b>	- <b>PAC-MEA-QTY-SG12-SG13</b> A group of segments identifying packaging, physical dimensions, marks and numbers, quantities, handling information and information about packing at this level.
PAC - M 1	- Package This segment can be used to identify the total number of packages per hierarchical level identified in the CPS segment, in a shipment. The contents of each package is subsequently described in the following LIN segment.
MEA - C 10	- Measurements This segment is used to provide measurements relevant to the packaging unit and level described in the PAC segment.
QTY - C 10	- Quantity This segment is used to specify the quantity per package specified in the PAC segment.
<b>SG12 - C 10</b>	- <b>HAN</b> A group of segments providing information on hazardous goods and handling.
HAN - M 1	- Handling instructions This segment is used to provide handling instructions relevant to the packaging unit and level described in the PAC segment.
<b>SG13 - C 1000</b>	- <b>PCI-RFF-DTM-SG15</b> A group of segments specifying markings, labels, and packing numbers.
PCI - M 1	- Package identification This segment is used to provide markings and labels information relevant to the packaging unit and level identified in the PAC segment.
RFF - C 1	- Reference This segment is used to specify any references which relate to the package identification, e.g., master label number.
DTM - C 5	- Date/time/period This segment is used to specify dates relating to the references given in the preceding RFF segment and to indicate the dates marked on the package identified in the PAC segment.
<b>SG15 - C 99</b>	- <b>GIN</b> A group of segments giving package identification numbers.
GIN - M 1	- Goods identity number This segment is used to provide identification numbers relevant to the packaging unit and level identified in the PAC segment.
<b>SG17 - C 9999</b>	- <b>LIN-PIA-IMD-MEA-QTY-ALI-DLM-DTM-FTX-MOA-SG18-SG20-SG22-SG25</b> A group of segments providing details of the individual despatched items.
LIN - M 1	- Line item This segment is used to identify the line item being despatched.
PIA - C 10	- Additional product id This segment is used to identify additional product codes for the current line item.
IMD - C 25	- Item description This segment is used to describe the current line item.
MEA - C 10	- Measurements This segment is used to specify the actual physical dimensions of the line item being despatched where the product is sold in variable lengths or volumes.

#### 4. Segments Description

---

QTY - C 10	- Quantity This segment is used to specify the quantity of the product identified in the LIN segment which is about to be, or, has been despatched.
ALI - C 10	- Additional information This segment is used to indicate special conditions related to the current line item, and the country of origin.
DLM - C 100	- Delivery limitations This segment is used to specify any limitations on the delivery, e.g., Quality Control.
DTM - C 5	- Date/time/period This segment is used to specify relevant dates (and possibly times) and periods of the product which is about to be, or, has been despatched.
FTX - C 99	- Free text This segment is used to provide free form or coded text information.
MOA - C 5	- Monetary amount This segment can be used to specify monetary amounts related to the line item, acting as indicative price, pre-advice to the recipient, or required by the consignee to prepare customs clearance procedures.
<b>SG18</b> - C 99	- <b>RFF-DTM</b> A group of segments to give reference numbers and dates.
RFF - M 1	- Reference This segment is used to specify any references which are for the line item only.
DTM - C 1	- Date/time/period This segment is used to specify dates relating to the references given in the preceding RFF segment.
<b>SG20</b> - C 100	- <b>LOC-NAD-DTM-QTY</b> A group of segments giving location information and where relevant, additional addresses, date and time, and quantities.
LOC - M 1	- Place/location identification This segment may be used for 3 distinct purposes. 1. This segment is used to identify the location of delivery for a split delivery despatch advice. 2. This segment can also be used to identify a delivery location for a specific line item which might be different to the delivery location specified in the NAD or LOC segment in the heading section. 3. This segment can be used as well to specify traceability information for a specific line item. E.g. in the case of a meat product the processing country or processing facility in order to comply with legal requirements.
NAD - C 1	- Name and address This segment is used only when the ultimate delivery location identification cannot be codified using the previous LOC segment.
DTM - C 1	- Date/time/period This segment is used to indicate the date on which the delivery or split delivery will take place to the location identified in the LOC segment.
QTY - C 10	- Quantity This segment is used to indicate the delivery quantity for the delivery location specified in the previous LOC segment. The total of all quantities specified in the current segment group for the line must equal the value for the total quantity detailed in the QTY segment at line level.

#### 4. Segments Description

---

<b>SG22</b> - C 9999	- <b>PCI-DTM-MEA-QTY-SG23-SG24</b> A group of segments identifying one specific package or a number of packages, their marks and numbers, measurements, quantities and date and time information.
PCI - M 1	- Package identification This segment is used to provide markings and labels information relevant to the product identified in the LIN segment.
DTM - C 5	- Date/time/period This segment is used to provide pertinent date and time details relating to the PCI segment.
MEA - C 10	- Measurements This segment is used to provide measurements relevant to the packaging unit identified in the PCI segment.
QTY - C 1	- Quantity This segment is used to define quantities contained relevant to the PCI segment.
<b>SG23</b> - C 10	- <b>GIN-DLM</b> A group of segments giving package identification numbers and, where relevant, delivery limitation information.
GIN - M 1	- Goods identity number This segment is used to provide identification numbers relevant to the packaging of the current line item.
DLM - C 100	- Delivery limitations This segment is used to specify any limitations on the delivery, e.g., Quality Control, for the packaging identified in the PCI segment.
<b>SG24</b> - C 10	- <b>HAN</b> A group of segment providing information on hazardous materials and handling.
HAN - M 1	- Handling instructions This segment is used to provide handling instructions.
<b>SG25</b> - C 10	- <b>QVR-DTM</b> A group of segments identifying quantity variances, the reason for the variance, and, when relevant, date and time information.
QVR - M 1	- Quantity variances This segment is used to specify any variances between what was ordered and what is ready for or has been despatched.
DTM - C 5	- Date/time/period This segment is used to specify dates relevant to the quantity variance specified in the preceding QVR segment.

##### Despatch Advice Summary Section

CNT - C 5	- Control total This segment is used to provide message control information for checking on the message receiver's in-house system.
UNT - M 1	- Message trailer This segment is a mandatory UN/EDIFACT segment. It must always be the last segment in the message.

## 5. Segments Layout

This section describes each segment used in the EANCOM® Despatch Advice message. The original EDIFACT segment layout is listed. The appropriate comments relevant to the EANCOM® subset are indicated.

### Notes:

1. The segments are presented in the sequence in which they appear in the message. The segment or segment group tag is followed by the (M)andatory / (C)onditional indicator, the maximum number of occurrences and the segment description.
2. Reading from left to right, in column one, the data element tags and descriptions are shown, followed by in the second column the EDIFACT status (M or C), the field format, and the picture of the data elements. These first pieces of information constitute the original EDIFACT segment layout.

Following the EDIFACT information, EANCOM® specific information is provided in the third, fourth, and fifth columns. In the third column a status indicator for the use of (C)onditional EDIFACT data elements (see 2.1 through 2.3 below), in the fourth column the restricted indicator (see point 3 on the following page), and in the fifth column notes and code values used for specific data elements in the message.

- 2.1 (M)andatory data elements in EDIFACT segments retain their status in EANCOM®.
- 2.2 Additionally, there are five types of status for data elements with a (C)onditional EDIFACT status, whether for simple, component or composite data elements. These are listed below and can be identified when relevant by the following abbreviations:

- REQUIRED	<b>R</b>	Indicates that the entity is required and must be sent.
- ADVISED	<b>A</b>	Indicates that the entity is advised or recommended.
- DEPENDENT	<b>D</b>	Indicates that the entity must be sent in certain conditions, as defined by the relevant explanatory note.
- OPTIONAL	<b>O</b>	Indicates that the entity is optional and may be sent at the discretion of the user.
- NOT USED	<b>N</b>	Indicates that the entity is not used and should be omitted.

- 2.3 If a composite is flagged as **N, NOT USED**, all data elements within that composite will have blank status indicators assigned to them.
3. Status indicators detailed in the fourth column which directly relate to the code values detailed in the fifth **column** may have two values:

- RESTRICTED	<b>*</b>	A data element marked with an asterisk (*) in the fourth column indicates that the listed codes in column five are the only codes available for use with this data element, in this segment, in this message.
- OPEN		All data elements where coded representation of data is possible and a restricted set of code values is not indicated are open (no asterisk in fourth column). The available codes are listed in the EANCOM® Data Elements and Code Sets Directory. Code values may be given as examples or there may be a note on the format or type of code to be used.

4. Different colours are used for the code values in the segment details: restricted codes are in red and open codes in blue.

## 5. Segments Layout

Segment number: 1

UNH - M 1 - Message header				
<p>Function:</p> <p>To head, identify and specify a message.</p> <p>Notes:</p> <p>1. Data element S009/0057 is retained for upward compatibility. The use of S016 and/or S017 is encouraged in preference.</p> <p>2. The combination of the values carried in data elements 0062 and S009 shall be used to identify uniquely the message within its group (if used) or if not used, within its interchange, for the purpose of acknowledgement.</p>				
		EDIFACT	GS1	* Description
0062	Message reference number	M an..14	M	
Senders unique message reference. Sequence number of the messages in the interchange. DE 0062 in the UNT will be identical. Sender generated.				
S009	MESSAGE IDENTIFIER	M	M	
0065	Message type	M an..6	M	*
DESADV = <b>Despatch advice message</b>				
0052	Message version number	M an..3	M	*
D = <b>Draft version/UN/EDIFACT Directory</b>				
0054	Message release number	M an..3	M	*
01B = <b>Release 2001 - B</b>				
0051	Controlling agency, coded	M an..3	M	*
UN = <b>UN/CEFACT</b>				
0057	Association assigned code	C an..6	R	*
<p>EAN008 = <b>GS1 version control number (GS1 Permanent Code)</b></p> <p>Indicates that the message is the EANCOM version 008 of the UNSM Despatch Advice.</p>				
0110	Code list directory version number	C an..6	O	
This data element can be used to identify the codelist agreed by the interchange partners, e.g. EAN001 = EANCOM 2002 S4 codelist released on 01.12.2002 by GS1.				
0113	Message type sub-function identification	C an..6	N	
0068	Common access reference	C an..35	N	
S010	STATUS OF THE TRANSFER	C	N	
0070	Sequence of transfers	M n..2		
0073	First and last transfer	C a1		
S016	MESSAGE SUBSET IDENTIFICATION	C	N	
0115	Message subset identification	M an..14		
0116	Message subset version number	C an..3		
0118	Message subset release number	C an..3		
0051	Controlling agency, coded	C an..3		
S017	MESSAGE IMPLEMENTATION GUIDELINE IDENTIFICATION	C	N	
0121	Message implementation guideline identification	M an..14		
0122	Message implementation guideline version number	C an..3		
0124	Message implementation	C an..3		



## 5. Segments Layout

---

Segment number: 1

	EDIFACT	GS1	*	Description
guideline release number				
0051 Controlling agency, coded	C an..3			
<b>S018 SCENARIO IDENTIFICATION</b>	<b>C</b>	<b>N</b>		
0127 Scenario identification	Man..14			
0128 Scenario version number	C an..3			
0130 Scenario release number	C an..3			
0051 Controlling agency, coded	C an..3			

**Segment Notes:**

This segment is used to head, identify and specify a message.

DE's 0065, 0052, 0054, and 0051: Indicate that the message is a UNSM Despatch Advice message based on the D.01B directory under the control of the United Nations.

**Example:**

UNH+ME000001+DESADV:D:01B:UN:EAN007'

## 5. Segments Layout

Segment number: 2

<b>BGM</b> - M 1 - Beginning of message				
Function: To indicate the type and function of a message and to transmit the identifying number.				
		EDIFACT	GS1	* Description
C002	DOCUMENT/MESSAGE NAME	C	R	
1001	Document name code	C an..3	R	*
				345 = Ready for despatch advice 351 = Despatch advice 35E = Returns advice (GS1 Temporary Code) YA5 = Intermediate handling cross docking despatch advice (GS1 Temporary Code) YA6 = Pre-packed cross docking [transshipment] despatch advice (GS1 Temporary Code) YA7 = Consignment despatch advice (GS1 Temporary Code) YB3 = Ready for transshipment despatch advice (GS1 Temporary Code)
1131	Code list identification code	C an..17	N	
3055	Code list responsible agency code	C an..3	D	*
				9 = <b>GS1</b> Data element 3055 is only used, if GS1 code values are used in data element 1001.
1000	Document name	C an..35	O	
C106	DOCUMENT/MESSAGE IDENTIFICATION	C	R	
1004	Document identifier	C an..35	R	
				Despatch Advice number assigned by the document sender. For global unique identification of documents Global Document Type Identifier (GDTI) is available.
1056	Version identifier	C an..9	N	
1060	Revision identifier	C an..6	N	

5. Segments Layout

1225	Message function code	C an..3	R	*	<div>1 = Cancellation</div> <div>4 = Change</div> <div>5 = Replace</div> <div>7 = Duplicate</div> <div>9 = Original</div> <div>31 = Copy</div> <div>42 = Confirmation via specific means</div> <div>The message function, coded is a critical data element in this segment. It applies to all data indicated in the message. Consequently, one separate message has to be provided per type of function required. The following definitions apply for the restricted codes:</div> <div>1 = Cancellation - A cancellation of a previously sent despatch advice. The previous despatch advice number is specified in the RFF segment.</div> <div>4 = Change - A change to a previously sent despatch advice. Only the area's changing need to be retransmitted. The previous despatch advice number is specified in the RFF segment.</div> <div>5 = Replace - The current message cancels and replaces a previously sent instruction to despatch</div>
------	-----------------------	---------	---	---	--

## 5. Segments Layout

Segment number: 2

	EDIFACT	GS1	*	Description
				<p>message. Identification of the previously sent message should take place in the RFF segment.</p> <p>7 = Duplicate - A retransmission involving the same parties, on the specific request of the receiver.</p> <p>9 = Original - An original transmission of a Despatch advise.</p> <p>31 = Copy - A copy of a despatch advice for a third party for information purposes.</p> <p>42 = Confirmation via other means - A confirmation of a previous despatch advise sent by means other than EDI, e.g. Fax.</p>
4343 Response type code	C an..3	N		
<p><b>Segment Notes:</b></p> <p>This segment is used to indicate the type and function of the message and to transmit the identifying number. All references other than the document number DE 1004 are to be put in the RFF segment.</p> <p><b>Example:</b>  BGM+351+DES587441+9'</p>				

## 5. Segments Layout

Segment number: 3

DTM		- C	10 - Date/time/period		
Function: To specify date, and/or time, or period.					
		EDIFACT	GS1	*	Description
C507	DATE/TIME/PERIOD	M	M		
2005	Date or time or period function code qualifier	M an..3	M	*	2 = Delivery date/time, requested 11 = Despatch date and/or time 17 = Delivery date/time, estimated 59 = Inbond movement authorization date 63 = Delivery date/time, latest 64 = Delivery date/time, earliest X13 = Expect to ship by (GS1 Temporary Code) 137 = Document/message date/time 162 = Release date of supplier 191 = Delivery date/time, expected 200 = Pick-up/collection date/time of cargo 234 = Collection date/time, earliest 235 = Collection date/time, latest 358 = Scheduled for delivery on or after 359 = Scheduled for delivery on or before 54E = Stuffing date/time (GS1 Temporary Code)
2380	Date or time or period value	C an..35	R		
2379	Date or time or period format code	C an..3	R		102 = CCYYMMDD 203 = CCYYMMDDHHMM 718 = CCYYMMDD-CCYYMMDD
Segment Notes:  This segment is used to specify the date of the Despatch Advice or any dates related to the delivery of goods. DE 2005: Identification of the 'Document/message date/time' (code value 137) is mandatory in an EANCOM message.  Example: DTM+137:20021101:102'					

## 5. Segments Layout

Segment number: 4

<b>ALI</b> - C 5 - Additional information				
Function: To indicate that special conditions due to the origin, customs preference, fiscal or commercial factors are applicable.				
	EDIFACT	GS1	*	Description
3239 Country of origin name code	C an..3	O		ISO 3166 two alpha country code
9213 Duty regime type code	C an..3	N		
4183 Special condition code	C an..3	O		143 = Replenished but not invoiced 168 = Standard pack shipment 169 = Pick pack shipment
4183 Special condition code	C an..3	N		
4183 Special condition code	C an..3	N		
4183 Special condition code	C an..3	N		
4183 Special condition code	C an..3	N		
Segment Notes: This segment is used to indicate special conditions or the country of origin for the whole message.  Example: ALI+++143'				

## 5. Segments Layout

Segment number: 5

MEA - C 5 - Measurements					
Function:					
To specify physical measurements, including dimension tolerances, weights and counts.					
		EDIFACT	GS1	*	Description
6311	Measurement purpose code qualifier	M an..3	M	*	SO = <b>Storage limitation</b> PD = <b>Physical dimensions (product ordered)</b>
C502	MEASUREMENT DETAILS	C	R		
6313	Measured attribute code	C an..3	R		G = <b>Gross weight</b> ABJ = <b>Volume</b> TC = <b>Temperature</b>
6321	Measurement significance code	C an..3	O		
6155	Non-discrete measurement name code	C an..17	N		
6154	Non-discrete measurement name	C an..70	N		
C174	VALUE/RANGE	C	R		
6411	Measurement unit code	M an..3	M		CEL = <b>degree celsius</b> KGM = <b>kilogram</b>
6314	Measurement value	C an..18	D		
6162	Range minimum value	C n..18	D		
6152	Range maximum value	C n..18	D		
6432	Significant digits quantity	C n..2	N		
7383	Surface or layer code	C an..3	N		
Segment Notes:					
This segment is used to specify the physical measurements of weight and volume, and/or storage limitations of the entire shipment.					
Example: MEA+SO+TC+CEL:-10'					
C174 DE 6314 / DE 6162 - DE 6152: Where applicable either a discrete value or a range is specified e.g. temperature.					

## 5. Segments Layout

Segment number: 6

<b>MOA</b> - C 5 - Monetary amount				
Function: To specify a monetary amount.				
	EDIFACT	GS1	*	Description
C516 MONETARY AMOUNT	M	M		
5025 Monetary amount type code qualifier	Man..3	M	*	9 = Amount due/amount payable 39 = Invoice total amount 98 = Original amount 369 = Goods and services tax 64 = Freight charge 81 = Loading and handling cost 140 = Total service charge 528 = Calculation basis excluding all taxes 542 = Unloading and handling cost
5004 Monetary amount	C n..35	R		
6345 Currency identification code	C an..3	R	*	ISO 4217 three alpha
6343 Currency type code qualifier	C an..3	N		
4405 Status description code	C an..3	N		
Segment Notes:  This segment is used to specify monetary amounts related to the despatch advice which are required by the consignee to prepare customs clearance procedures.  Example: MOA+39:10000:USD'				



## 5. Segments Layout

Segment number: 7

<b>SG1</b>		- C	10 - RFF-DTM		
<b>RFF</b>		- M	1 - Reference		
Function:					
To specify a reference.					
		EDIFACT	GS1	*	Description
C506	REFERENCE	M	M		
1153	Reference code qualifier	M an..3	M		AAJ = <a href="#">Delivery order number</a> AAN = <a href="#">Delivery schedule number</a> AAU = <a href="#">Despatch note number</a> AWT = <a href="#">Administrative Reference Code</a> CR = <a href="#">Customer reference number</a> CT = <a href="#">Contract number</a> IP = <a href="#">Import licence number</a> ON = <a href="#">Order number (buyer)</a> PK = <a href="#">Packing list number</a> POR = <a href="#">Purchase order response number</a> PP = <a href="#">Purchase order change number</a> VN = <a href="#">Order number (supplier)</a>
1154	Reference identifier	C an..70	R		
1156	Document line identifier	C an..6	N		
4000	Reference version identifier	C an..35	N		
1060	Revision identifier	C an..6	N		
Segment Notes:					
This segment is used to provide references that apply to the whole transaction.					
Example:					
RFF+AAJ:12332'					

## 5. Segments Layout

Segment number: 8

<b>SG1</b>	- C	10 - RFF-DTM
<b>DTM</b>	- C	1 - Date/time/period
Function:		
To specify date, and/or time, or period.		
	EDIFACT	GS1 * Description
C507 DATE/TIME/PERIOD	M	M
2005 Date or time or period function code qualifier	Man..3	M * 171 = Reference date/time 194 = Start date/time 206 = End date/time 54E = Stuffing date/time (GS1 Temporary Code)
2380 Date or time or period value	C an..35	R
2379 Date or time or period format code	C an..3	R 102 = CCYYMMDD 718 = CCYYMMDD-CCYYMMDD
Segment Notes:		
This segment is used to specify dates relating to the references given in the previous RFF segment.		
Example:		
DTM+171:20021101:102'		

## 5. Segments Layout

Segment number: 9

<b>SG2</b> - C		99 - NAD-LOC-SG3-SG4		
<b>NAD</b> - M		1 - Name and address		
Function:				
To specify the name/address and their related function, either by C082 only and/or unstructured by C058 or structured by C080 thru 3207.				
		EDIFACT	GS1	* Description
3035	Party function code qualifier	M an..3	M	
				BY = Buyer DP = Delivery party DEQ = Shipper SU = Supplier UC = Ultimate consignee
C082	PARTY IDENTIFICATION DETAILS	C	A	
3039	Party identifier	M an..35	M	
				GLN - Format n13 For identification of parties it is recommended to use GLN - Format n13.
1131	Code list identification code	C an..17	N	
3055	Code list responsible agency code	C an..3	R	*
				9 = GS1
C058	NAME AND ADDRESS	C	O	
				This composite may only be used to fulfill the requirements of directive 2003/58/EC, article 4.
3124	Name and address description	M an..35	M	
3124	Name and address description	C an..35	O	
3124	Name and address description	C an..35	O	
3124	Name and address description	C an..35	O	
3124	Name and address description	C an..35	O	
C080	PARTY NAME	C	D	
3036	Party name	M an..35	M	
				Party Name in clear text.
3036	Party name	C an..35	O	
3036	Party name	C an..35	O	
3036	Party name	C an..35	O	
3036	Party name	C an..35	O	
3036	Party name	C an..35	O	
3045	Party name format code	C an..3	O	
C059	STREET	C	D	
3042	Street and number or post office box identifier	M an..35	M	
				Building Name/Number and Street
3042	Street and number or post office box identifier	C an..35	O	
				Name and/or P.O. Box
3042	Street and number or post office box identifier	C an..35	O	
3042	Street and number or post office box identifier	C an..35	O	
3164	City name	C an..35	D	
				City/Town, clear text.
C819	COUNTRY SUB-ENTITY DETAILS	C	D	
3229	Country sub-entity name code	C an..9	O	

## 5. Segments Layout

Segment number: 9

		EDIFACT	GS1	*	Description
1131	Code list identification code	C an..17	<b>O</b>		
3055	Code list responsible agency code	C an..3	<b>O</b>		
3228	Country sub-entity name	C an..70	<b>O</b>		County/State, clear text.
3251	Postal identification code	C an..17	<b>D</b>		Postal Code
3207	Country name code	C an..3	<b>D</b>		ISO 3166 two alpha code

### Segment Notes:

This segment is used to identify the trading partners involved in the Despatch Advice message. Identification of the supplier and buyer is recommended in the Despatch Advice. Additionally, the shipper and delivery party may be identified when different from the supplier or buyer.

The delivery address in NAD is the main delivery address valid for all line items. It can be overridden at line level by the use of the Segment Group 20 (LOC-NAD-DTM-QTY) in which multiple delivery addresses can be specified for split deliveries.

### Example:

NAD+BY+5411234512300::9'

NAD+SU+5412345123450::9'

### Dependency Notes:

The following composites and data elements are only used when a coded name and address can not be used.

The affected composites and data elements are as follows:

C080 - C059 - 3164 - C819 - 3251 - 3207

## 5. Segments Layout

Segment number: 10

<b>SG2</b>		- C	99 - NAD-LOC-SG3-SG4		
<b>LOC</b>		- C	10 - Place/location identification		
Function:					
To identify a place or a location and/or related locations.					
		EDIFACT	GS1	*	Description
3227	Location function code qualifier	M an..3	<b>M</b>		7 = <a href="#">Place of delivery</a>
C517	LOCATION IDENTIFICATION	C	<b>A</b>		
3225	Location name code	C an..25	<b>A</b>		Use GLN - Format n13. If not applicable, use codes from another appropriate code set.
1131	Code list identification code	C an..17	<b>O</b>		
3055	Code list responsible agency code	C an..3	<b>D</b>		9 = <a href="#">GS1</a> 92 = <a href="#">Assigned by buyer or buyer's agent</a>
3224	Location name	C an..256	<b>O</b>		
C519	RELATED LOCATION ONE IDENTIFICATION	C	<b>N</b>		
3223	First related location name code	C an..25			
1131	Code list identification code	C an..17			
3055	Code list responsible agency code	C an..3			
3222	First related location name	C an..70			
C553	RELATED LOCATION TWO IDENTIFICATION	C	<b>N</b>		
3233	Second related location name code	C an..25			
1131	Code list identification code	C an..17			
3055	Code list responsible agency code	C an..3			
3232	Second related location name	C an..70			
5479	Relation code	C an..3	<b>N</b>		
Segment Notes:					
This segment is used to indicate more precise locations related to the party identified in the NAD segment. It is recommended that GLN -Format n13 - be used for the identification of all locations.					
Example:					
LOC+7+5412345123472::9'					

## 5. Segments Layout

Segment number: 11

<b>SG2</b>	- C	99 - NAD-LOC-SG3-SG4			
<b>SG3</b>	- C	10 - RFF			
<b>RFF</b>	- M	1 - Reference			
Function: To specify a reference.					
	EDIFACT	GS1	*	Description	
C506	REFERENCE	M	M		
1153	Reference code qualifier	M an..3	M	*	ABP = Declarant's Customs identity number AMT = Goods and Services Tax identification number AVQ = Place of packing approval number YC1 = Additional party identification (GS1 Temporary Code) GN = Government reference number IA = Internal vendor number IT = Internal customer number VA = VAT registration number
1154	Reference identifier	C an..70	R		
1156	Document line identifier	C an..6	N		
4000	Reference version identifier	C an..35	N		
1060	Revision identifier	C an..6	N		
Segment Notes: This segment is used to specify references related to the party identified in the previous NAD segment. Example: RFF+VA:6558774'					

## 5. Segments Layout

Segment number: 12

<b>SG2</b>	- C	99 - NAD-LOC-SG3-SG4
<b>SG4</b>	- C	10 - CTA-COM
<b>CTA</b>	- M	1 - Contact information

Function:				
To identify a person or a department to whom communication should be directed.				
		EDIFACT	GS1	* Description
3139	Contact function code	C an..3	<b>R</b>	
				DL = <a href="#">Delivery contact</a> TR = <a href="#">Transport contact</a>
C056	DEPARTMENT OR EMPLOYEE DETAILS	C	<b>O</b>	
3413	Department or employee name code	C an..17	<b>O</b>	
3412	Department or employee name	C an..35	<b>O</b>	

Segment Notes:				
This segment is used to identify contact names within the company specified in the NAD segment.				
The use of GLN location codes - Format n13 - is particularly suitable for this purpose.				
Example:				
CTA+TR+:W MILLS'				
CTA+TR+54123450000013'				

## 5. Segments Layout

Segment number: 13

<b>SG2</b>	- C	99 - NAD-LOC-SG3-SG4
<b>SG4</b>	- C	10 - CTA-COM
<b>COM</b>	- C	5 - Communication contact
Function:		
To identify a communication number of a department or a person to whom communication should be directed.		
	EDIFACT	GS1 * Description
C076 COMMUNICATION CONTACT	M	M
3148 Communication address identifier	Man..512	M
3155 Communication address code qualifier	Man..3	M
EM = <a href="#">Electronic mail</a> TE = <a href="#">Telephone</a> AO = <a href="#">Uniform Resource Location (URL)</a>		
Segment Notes:		
This segment identifies the communications number and type of communications, for the person or department identified in the preceding CTA segment.		
Example:		
COM+004461879523:FX'		



## 5. Segments Layout

Segment number: 14

<b>SG5</b> - C 10 - TOD-LOC				
<b>TOD</b> - M 1 - Terms of delivery or transport				
Function:				
To specify terms of delivery or transport.				
		EDIFACT	GS1	* Description
4055	Delivery or transport terms function code	C an..3	<b>R</b>	2 = Despatch condition 3 = Price and despatch condition
4215	Transport charges payment method code	C an..3	<b>O</b>	DF = Defined by buyer and supplier PC = Prepaid but charged to customer
C100	TERMS OF DELIVERY OR TRANSPORT	C	<b>A</b>	
4053	Delivery or transport terms description code	C an..3	<b>R</b>	INCOTERMS (See EANCOM Codes Set) If INCOTERMS are applicable, then DE 3055 has to contain code value "9" and DE 1131 must be used.
1131	Code list identification code	C an..17	<b>D</b>	
3055	Code list responsible agency code	C an..3	<b>D</b>	
4052	Delivery or transport terms description	C an..70	<b>O</b>	
4052	Delivery or transport terms description	C an..70	<b>O</b>	
Segment Notes:				
This segment is used to specify the terms of delivery for the despatch advice.				
Example:				
TOD+3++CIF:2E:9'				

## 5. Segments Layout

Segment number: 15

<b>SG5</b> - C 10 - TOD-LOC					
<b>LOC</b> - C 5 - Place/location identification					
Function:					
To identify a place or a location and/or related locations.					
		EDIFACT	GS1	*	Description
3227	Location function code qualifier	M an..3	<b>M</b>	*	1 = <b>Place of terms of delivery</b> 256 = <b>Place of packing</b>
C517	LOCATION IDENTIFICATION	C	<b>A</b>		
3225	Location name code	C an..25	<b>A</b>		UN/LOCODE
1131	Code list identification code	C an..17	<b>O</b>		
3055	Code list responsible agency code	C an..3	<b>D</b>		3 = <b>IATA (International Air Transport Association)</b>
3224	Location name	C an..256	<b>O</b>		
C519	RELATED LOCATION ONE IDENTIFICATION	C	<b>N</b>		
3223	First related location name code	C an..25			
1131	Code list identification code	C an..17			
3055	Code list responsible agency code	C an..3			
3222	First related location name	C an..70			
C553	RELATED LOCATION TWO IDENTIFICATION	C	<b>N</b>		
3233	Second related location name code	C an..25			
1131	Code list identification code	C an..17			
3055	Code list responsible agency code	C an..3			
3232	Second related location name	C an..70			
5479	Relation code	C an..3	<b>N</b>		
Segment Notes:					
This segment is used to indicate the location to which the terms of delivery are applicable.					
Example: LOC+1+BE-BRU'					

## 5. Segments Layout

Segment number: 16

<b>SG6</b>	- C	10 - TDT-SG7			
<b>TDT</b>	- M	1 - Details of transport			
Function: To specify the transport details such as mode of transport, means of transport, its conveyance reference number and the identification of the means of transport. The segment may be pointed to by the TPL segment.					
		EDIFACT	GS1	*	Description
8051	Transport stage code qualifier	M an..3	M		20 = <a href="#">Main-carriage transport</a>
8028	Means of transport journey identifier	C an..17	O		Reference number covering the transport.
C220	MODE OF TRANSPORT	C	A		
8067	Transport mode name code	C an..3	R		10 = 20 = 30 = 40 = 60 =
8066	Transport mode name	C an..17	N		
C228	TRANSPORT MEANS	C	O		
8179	Transport means description code	C an..8	D		23 = <a href="#">Rail bulk car</a> 25 = 31 = <a href="#">Truck</a>
8178	Transport means description	C an..17	D		
C040	CARRIER	C	O		
3127	Carrier identifier	C an..17	A		GLN - Format n13
1131	Code list identification code	C an..17	O		
3055	Code list responsible agency code	C an..3	D		9 = <a href="#">GS1</a> DE 3055 must be used if DE 3127 is used.
3128	Carrier name	C an..35	O		
8101	Transit direction indicator code	C an..3	O		BS = <a href="#">Buyer to supplier</a> SB = <a href="#">Supplier to buyer</a>
C401	EXCESS TRANSPORTATION INFORMATION	C	N		
8457	Excess transportation reason code	M an..3			
8459	Excess transportation responsibility code	M an..3			
7130	Customer shipment authorisation identifier	C an..17			
C222	TRANSPORT IDENTIFICATION	C	O		
8213	Transport means identification name identifier	C an..9	O		
1131	Code list identification code	C an..17	O		
3055	Code list responsible agency code	C an..3	D		DE 3055 must be used if DE 8213 is used.
8212	Transport means identification name	C an..35	R		Vehicle licence plate/Aircraft number

## 5. Segments Layout

---

Segment number: 16

	EDIFACT	GS1	*	Description
8453 Transport means nationality code	C an..3	<b>O</b>		ISO 3166 two alpha code
8281 Transport means ownership indicator code	C an..3	<b>N</b>		

**Segment Notes:**

This segment is used to specify transport services used in the despatch advice.

**Dependency Notes:**

DE C228: DE 8179 and DE 8178 are only used when the type of transport must be specifically identified, that is, when a generic description such as road transport is unsuitable.

**Example:**

TDT+20++30+31'

## 5. Segments Layout

Segment number: 17

<b>SG6</b>	- C	10 - TDT-SG7
<b>SG7</b>	- C	10 - LOC-DTM
<b>LOC</b>	- M	1 - Place/location identification

Function:					
To identify a place or a location and/or related locations.					
		EDIFACT	GS1	*	Description
3227	Location function code qualifier	M an..3	<b>M</b>		5 = Place of departure
C517	LOCATION IDENTIFICATION	C	<b>A</b>		
3225	Location name code	C an..25	<b>A</b>		GLN - Format n13
1131	Code list identification code	C an..17	<b>O</b>		
3055	Code list responsible agency code	C an..3	<b>D</b>		9 = <b>GS1</b> 194 = <b>AU, AQIS (Australian Quarantine and Inspection Service)</b>
3224	Location name	C an..256	<b>O</b>		
C519	RELATED LOCATION ONE IDENTIFICATION	C	<b>N</b>		
3223	First related location name code	C an..25			
1131	Code list identification code	C an..17			
3055	Code list responsible agency code	C an..3			
3222	First related location name	C an..70			
C553	RELATED LOCATION TWO IDENTIFICATION	C	<b>N</b>		
3233	Second related location name code	C an..25			
1131	Code list identification code	C an..17			
3055	Code list responsible agency code	C an..3			
3232	Second related location name	C an..70			
5479	Relation code	C an..3	<b>N</b>		

Segment Notes:	
This segment is used to identify a location related to the transport details specified in the previous TDT segment.	
Example:	
LOC+5+5412345678908::9'	

## 5. Segments Layout

Segment number: 18

<b>SG6</b>	- C	10 - TDT-SG7
<b>SG7</b>	- C	10 - LOC-DTM
<b>DTM</b>	- C	10 - Date/time/period

Function:  
To specify date, and/or time, or period.

		EDIFACT	GS1	*	Description
C507	DATE/TIME/PERIOD	M	M		
2005	Date or time or period function code qualifier	M an..3	M	*	11 = Despatch date and/or time 17 = Delivery date/time, estimated 189 = Departure date/time, scheduled 232 = Arrival date/time, scheduled 54E = Stuffing date/time (GS1 Temporary Code)
2380	Date or time or period value	C an..35	R		
2379	Date or time or period format code	C an..3	R		102 = CCYYMMDD 203 = CCYYMMDDHHMM 718 = CCYYMMDD-CCYYMMDD

Segment Notes:  
This segment is used to provide dates related to the transport details specified in the TDT segment.  
  
Example:  
DTM+189:20021001:102'

## 5. Segments Layout

Segment number: 19

<b>SG8</b> - C 10 - EQD-MEA-SEL				
<b>EQD</b> - M 1 - Equipment details				
Function:				
To identify a unit of equipment.				
	EDIFACT	GS1	*	Description
8053 Equipment type code qualifier	M an..3	<b>M</b>		BPN = <a href="#">Box pallet non exchangeable</a> CN = <a href="#">Container</a> EFP = <a href="#">Exchangeable EUR flat pallet</a> PA = <a href="#">Pallet</a> UL = <a href="#">ULD (Unit load device)</a>
C237 EQUIPMENT IDENTIFICATION	C	<b>O</b>		
8260 Equipment identifier	C an..17	<b>A</b>		
1131 Code list identification code	C an..17	<b>O</b>		
3055 Code list responsible agency code	C an..3	<b>D</b>		9 = <a href="#">GS1</a>
3207 Country name code	C an..3	<b>O</b>		
C224 EQUIPMENT SIZE AND TYPE	C	<b>O</b>		
8155 Equipment size and type description code	C an..10	<b>O</b>		
1131 Code list identification code	C an..17	<b>O</b>		
3055 Code list responsible agency code	C an..3	<b>D</b>		
8154 Equipment size and type description	C an..35	<b>O</b>		
8077 Equipment supplier code	C an..3	<b>O</b>		1 = <a href="#">Shipper supplied</a> 2 = <a href="#">Carrier supplied</a>
8249 Equipment status code	C an..3	<b>O</b>		
8169 Full or empty indicator code	C an..3	<b>O</b>		
Segment Notes:				
This segment is used to provide information on equipment which will be used in the despatch of the products ordered.				
Example: EQD+UL+93221'				

## 5. Segments Layout

Segment number: 20

<b>SG8</b>	- C	10 - EQD-MEA-SEL			
<b>MEA</b>	- C	5 - Measurements			
Function:					
To specify physical measurements, including dimension tolerances, weights and counts.					
		EDIFACT	GS1	*	Description
6311	Measurement purpose code qualifier	M an..3	<b>M</b>		AAH = <b>Dimensions total weight</b> PD = <b>Physical dimensions (product ordered)</b>
C502	MEASUREMENT DETAILS	C	<b>A</b>		
6313	Measured attribute code	C an..3	<b>A</b>		AAA = <b>Unit net weight</b> AAB = <b>Unit gross weight</b> AEL = <b>Area</b> DBX = <b>Degree BRIX (GS1 Temporary Code)</b> DN = <b>Density</b> HT = <b>Height dimension</b> LN = <b>Length dimension</b> UCO = <b>Units per package (GS1 Temporary Code)</b> WD = <b>Width dimension</b>
6321	Measurement significance code	C an..3	<b>O</b>		3 = <b>Approximately</b> 4 = <b>Equal to</b>
6155	Non-discrete measurement name code	C an..17	<b>O</b>		
6154	Non-discrete measurement name	C an..70	<b>N</b>		
C174	VALUE/RANGE	C	<b>R</b>		
6411	Measurement unit code	M an..3	<b>M</b>		CEL = <b>degree celsius</b> GRM = <b>gram</b> KGM = <b>kilogram</b> MMT = <b>millimetre</b>
6314	Measurement value	C an..18	<b>O</b>		
6162	Range minimum value	C n..18	<b>O</b>		
6152	Range maximum value	C n..18	<b>O</b>		
6432	Significant digits quantity	C n..2	<b>N</b>		
7383	Surface or layer code	C an..3	<b>N</b>		
Segment Notes:					
This segment is used to specify physical measurements or dimensions of the equipment described in the EQD segment.					
Example: MEA+PD+AAB+GRM:1250'					



## 5. Segments Layout

Segment number: 21

<b>SG8</b>	- C	10 - EQD-MEA-SEL		
<b>SEL</b>	- C	25 - Seal number		
Function:				
To specify the seal number or a range of seal numbers.				
	EDIFACT	GS1	*	Description
9308	Seal identifier	C an..35	<b>R</b>	
C215	SEAL ISSUER	C	<b>A</b>	
9303	Sealing party name code	C an..3	<b>R</b>	CA = <a href="#">Carrier</a> CU = <a href="#">Customs</a> SH = <a href="#">Shipper</a>
1131	Code list identification code	C an..17	<b>O</b>	
3055	Code list responsible agency code	C an..3	<b>D</b>	
9302	Sealing party name	C an..35	<b>O</b>	
4517	Seal condition code	C an..3	<b>N</b>	
C208	IDENTITY NUMBER RANGE	C	<b>N</b>	
7402	Object identifier	M an..35		
7402	Object identifier	C an..35		
Segment Notes:				
This segment is used to specify a seal number which is connected to the equipment identified in the EQD segment.				
Example:				
SEL+21876+CU'				

## 5. Segments Layout

Segment number: 22

<b>SG10</b> - C 9999 - CPS-FTX-SG11-SG17				
<b>CPS</b> - M 1 - Consignment packing sequence				
<p>Function:</p> <p>To identify the sequence in which physical packing is presented in the consignment, and optionally to identify the hierarchical relationship between packing layers.</p>				
		EDIFACT	GS1	* Description
7164	Hierarchical structure level identifier	M an..35	<b>M</b>	Sequential numbering recommended.
7166	Hierarchical structure parent identifier	C an..35	<b>A</b>	
7075	Packaging level code	C an..3	<b>O</b>	<p>1E = <a href="#">Highest (GS1 Temporary Code)</a>  4 = <a href="#">No packaging hierarchy</a>  5 = <a href="#">Shipment Level</a></p> <p>The code '1E = Highest' can be used if a user wants explicitly identify that the CPS group is for the total shipment level.</p> <p>Code 4: Australian retailer has a requirement to capture a packaging level hierarchy that is non defined. It is used to define a level of packaging grouped to go to a specific location. It will allow users to group orders to go to specific locations and clearly delineate the extra level.</p>
<p>Segment Notes:</p> <p>This segment is used to identify the sequence in which packing of the consignment occurs.</p> <p>Please refer to the Structure of the Despatch Advice Message section in the introduction for details on the use of the CPS segment.</p> <p>Example:  CPS+1'</p>				

## 5. Segments Layout

Segment number: 23

<b>SG10</b> - C 9999 - CPS-FTX-SG11-SG17				
<b>FTX</b> - C 5 - Free text				
Function:				
To provide free form or coded text information.				
	EDIFACT	GS1	*	Description
4451 Text subject code qualifier	M an..3	<b>M</b>		
4453 Free text function code	C an..3	<b>O</b>		1 = Text for subsequent use
C107 TEXT REFERENCE	C	<b>D</b>		
4441 Free text value code	M an..17	<b>M</b>		78E = Proof Of Delivery (GS1 Permanent Code)
1131 Code list identification code	C an..17	<b>O</b>		
3055 Code list responsible agency code	C an..3	<b>D</b>		
C108 TEXT LITERAL	C	<b>D</b>		
4440 Free text value	M an..512	<b>M</b>		
4440 Free text value	C an..512	<b>O</b>		
4440 Free text value	C an..512	<b>O</b>		
4440 Free text value	C an..512	<b>O</b>		
4440 Free text value	C an..512	<b>O</b>		
3453 Language name code	C an..3	<b>D</b>		
4447 Free text format code	C an..3	<b>N</b>		
Segment Notes:				

## 5. Segments Layout

Segment number: 24

<b>SG10</b>	- C	9999 - CPS-FTX-SG11-SG17		
<b>SG11</b>	- C	9999 - PAC-MEA-QTY-SG12-SG13		
<b>PAC</b>	- M	1 - Package		
Function:				
To describe the number and type of packages/physical units.				
	EDIFACT	GS1	*	Description
7224	Package quantity	C n..8	O	
C531	PACKAGING DETAILS	C	A	
7075	Packaging level code	C an..3	N	
7233	Packaging related description code	C an..3	O	50 = Package barcoded EAN-13 or EAN-8 51 = Package barcoded ITF-14 52 = Package barcoded UCC or EAN-128 78 = Package bar-coded and EPC tagged 79 = Package EPC tagged only
7073	Packaging terms and conditions code	C an..3	O	1 = Packaging cost paid by supplier 2 = Packaging cost paid by recipient 3 = Packaging cost not charged (returnable) 24 = Rented 25 = Safe return deposit 26 = Not reusable 27 = Package exchangeable at the point of delivery
C202	PACKAGE TYPE	C	O	
7065	Package type description code	C an..17	A	09 = Returnable pallet (GS1 Temporary Code) 201 = Pallet ISO 1 - 1/1 EURO Pallet (GS1 Temporary Code) PK = SL = 09 = Returnable pallet (GS1 Temporary Code) 201 = Pallet ISO 1 - 1/1 EURO Pallet (GS1 Temporary Code)
1131	Code list identification code	C an..17	O	
3055	Code list responsible agency code	C an..3	D	9 = GS1
7064	Type of packages	C an..35	O	
C402	PACKAGE TYPE IDENTIFICATION	C	N	
7077	Description format code	M an..3		
7064	Type of packages	M an..35		
7143	Item type identification code	C an..3		
7064	Type of packages	C an..35		
7143	Item type identification code	C an..3		
C532	RETURNABLE PACKAGE DETAILS	C	D	Composite C532 is only used where the packaging being described is returnable. This composite identifies who is responsible for payment of its return.
8395	Returnable package freight	C an..3	O	1 = Paid by customer

## 5. Segments Layout

---

Segment number: 24

	EDIFACT	GS1	*	Description
payment responsibility code				2 = Free 3 = Paid by supplier
8393 Returnable package load contents code	C an..3	N		

**Segment Notes:**

This segment can be used to identify the total number of packages per hierarchical level identified in the CPS segment, in a shipment. The contents of each package is subsequently described in the following LIN segment. Please refer to the 'Structure of the Despatch Advice Message' section in the introduction for details on the use of the PAC segment.

**Example:**

PAC+10++PK'

## 5. Segments Layout

Segment number: 25

<b>SG10</b>	- C	9999 - CPS-FTX-SG11-SG17			
<b>SG11</b>	- C	9999 - PAC-MEA-QTY-SG12-SG13			
<b>MEA</b>	- C	10 - Measurements			
Function:					
To specify physical measurements, including dimension tolerances, weights and counts.					
		EDIFACT	GS1	*	Description
6311	Measurement purpose code qualifier	M an..3	<b>M</b>		PD = <a href="#">Physical dimensions (product ordered)</a>
C502	MEASUREMENT DETAILS	C	<b>A</b>		
6313	Measured attribute code	C an..3	<b>A</b>		AAA = <a href="#">Unit net weight</a> AAB = <a href="#">Unit gross weight</a> DBX = <a href="#">Degree BRIX (GS1 Temporary Code)</a> DN = <a href="#">Density</a> HT = <a href="#">Height dimension</a> LN = <a href="#">Length dimension</a> UCO = <a href="#">Units per package (GS1 Temporary Code)</a> WD = <a href="#">Width dimension</a>
6321	Measurement significance code	C an..3	<b>O</b>		3 = <a href="#">Approximately</a> 4 = <a href="#">Equal to</a>
6155	Non-discrete measurement name code	C an..17	<b>N</b>		
6154	Non-discrete measurement name	C an..70	<b>N</b>		
C174	VALUE/RANGE	C	<b>R</b>		
6411	Measurement unit code	M an..3	<b>M</b>		CMT = <a href="#">centimetre</a> KGM = <a href="#">kilogram</a> LTR = <a href="#">litre</a>
6314	Measurement value	C an..18	<b>O</b>		
6162	Range minimum value	C n..18	<b>O</b>		
6152	Range maximum value	C n..18	<b>O</b>		
6432	Significant digits quantity	C n..2	<b>N</b>		
7383	Surface or layer code	C an..3	<b>N</b>		
Segment Notes:					
This segment is used to provide measurements relevant to the packaging unit and level described in the PAC segment.					
Example:					
MEA+PD+AAA+KGM:12'					

## 5. Segments Layout

Segment number: 26

<b>SG10</b>	- C	9999 - CPS-FTX-SG11-SG17			
<b>SG11</b>	- C	9999 - PAC-MEA-QTY-SG12-SG13			
<b>QTY</b>	- C	10 - Quantity			
Function:					
To specify a pertinent quantity.					
	EDIFACT	GS1	*	Description	
C186	QUANTITY DETAILS	M	M		
6063	Quantity type code qualifier	M an..3	M	*	21 = Ordered quantity 52 = Quantity per pack 59 = Number of consumer units in the traded unit
6060	Quantity	M an..35	M		
6411	Measurement unit code	C an..3	D		KGM = kilogram This DE is only used if the package being identified is of variable quantity.
Segment Notes:					
This segment is used to specify the quantity per package specified in the PAC segment.					
Example:					
QTY+52:24'					

## 5. Segments Layout

Segment number: 27

<b>SG10</b>	- C	9999 - CPS-FTX-SG11-SG17
<b>SG11</b>	- C	9999 - PAC-MEA-QTY-SG12-SG13
<b>SG12</b>	- C	10 - HAN
<b>HAN</b>	- M	1 - Handling instructions

Function:  
To specify handling and where necessary, notify hazards.

	EDIFACT	GS1	*	Description
C524	HANDLING INSTRUCTIONS	C	A	
4079	Handling instruction description code	C an..3	R	BIG = Outsized (GS1 Temporary Code) CRU = Crushable (GS1 Temporary Code) EAT = Foodstuffs (GS1 Temporary Code) HWC = Handle with care (GS1 Temporary Code) STR = Stacking restricted (GS1 Temporary Code) UST = Unstackable (GS1 Temporary Code)
1131	Code list identification code	C an..17	A	
3055	Code list responsible agency code	C an..3	D *	9 = <b>GS1</b> 60 = <b>Assigned by national trade agency</b> DE 3055 must be used if DE 4079 is used and does not contain an UN/EDIFACT code.
4078	Handling instruction description	C an..70	O	
C218	HAZARDOUS MATERIAL	C	O	
7419	Hazardous material category name code	C an..7	D	Used to provide the material class code of an organization. This DE is only used if the actual code is known.
1131	Code list identification code	C an..17	O	ADR = Accord Europeen au transport international dangereuses (GS1 Temporary Code) HMT = Hazardous material standard text (GS1 Temporary Code) The preferred way to provide 'ADR international classification' or 'Hazardous material standard text' is to use DE 1131.
3055	Code list responsible agency code	C an..3	D	9 = <b>GS1</b>
7418	Hazardous material category name	C an..35	O	To be used when no code value is available for DE7419.

Segment Notes:

This segment is used to provide handling instructions relevant to the packaging unit and level described in the PAC segment.

Example:  
HAN+EAT'



## 5. Segments Layout

Segment number: 28

<b>SG10</b>	- C	9999 - CPS-FTX-SG11-SG17
<b>SG11</b>	- C	9999 - PAC-MEA-QTY-SG12-SG13
<b>SG13</b>	- C	1000 - PCI-RFF-DTM-SG15
<b>PCI</b>	- M	1 - Package identification

Function:

To specify markings and labels on individual packages or physical units.

		EDIFACT	GS1	*	Description
4233	Marking instructions code	C an..3	<b>R</b>		33E = <a href="#">Marked with first freezing date (GS1 Temporary Code)</a> 41G = <a href="#">Marked with GS1 Global Returnable Asset Identifier (GS1 Temporary Code)</a> 34 = <a href="#">Marked GS1 Global Individual Asset Identifier</a>
C210	MARKS & LABELS	C	<b>O</b>		If the date on the package is machine readable, the DTM segment below should be used and if it is human readable then DE 7102 should be used.
7102	Shipping marks description	M an..35	<b>M</b>		
7102	Shipping marks description	C an..35	<b>O</b>		
7102	Shipping marks description	C an..35	<b>O</b>		
7102	Shipping marks description	C an..35	<b>O</b>		
7102	Shipping marks description	C an..35	<b>O</b>		
7102	Shipping marks description	C an..35	<b>O</b>		
7102	Shipping marks description	C an..35	<b>O</b>		
7102	Shipping marks description	C an..35	<b>O</b>		
7102	Shipping marks description	C an..35	<b>O</b>		
7102	Shipping marks description	C an..35	<b>O</b>		
8275	Container or package contents indicator code	C an..3	<b>N</b>		
C827	TYPE OF MARKING	C	<b>N</b>		
7511	Marking type code	M an..3			
1131	Code list identification code	C an..17			
3055	Code list responsible agency code	C an..3			

Segment Notes:

This segment is used to provide markings and labels information relevant to the packaging unit and level identified in the PAC segment.

Example:  
PCI+33E'

## 5. Segments Layout

Segment number: 29

<b>SG10</b>	- C	9999 - CPS-FTX-SG11-SG17
<b>SG11</b>	- C	9999 - PAC-MEA-QTY-SG12-SG13
<b>SG13</b>	- C	1000 - PCI-RFF-DTM-SG15
<b>RFF</b>	- C	1 - Reference

Function:  
To specify a reference.

		EDIFACT	GS1	*	Description
C506	REFERENCE	M	<b>M</b>		
1153	Reference code qualifier	M an..3	<b>M</b>		AAT = <a href="#">Master label number</a> PK = <a href="#">Packing list number</a>
1154	Reference identifier	C an..70	<b>R</b>		
1156	Document line identifier	C an..6	<b>N</b>		
4000	Reference version identifier	C an..35	<b>N</b>		
1060	Revision identifier	C an..6	<b>N</b>		

Segment Notes:  
  
This segment is used to specify any references which relate to the package identification, e.g., master label number.  
  
Example:  
RFF+AAT:9677'

## 5. Segments Layout

Segment number: 30

<b>SG10</b>	- C	9999 - CPS-FTX-SG11-SG17
<b>SG11</b>	- C	9999 - PAC-MEA-QTY-SG12-SG13
<b>SG13</b>	- C	1000 - PCI-RFF-DTM-SG15
<b>DTM</b>	- C	5 - Date/time/period

Function:  
To specify date, and/or time, or period.

		EDIFACT	GS1	*	Description
C507	DATE/TIME/PERIOD	M	M		
2005	Date or time or period function code qualifier	Man..3	M	*	36 = <b>Expiry date</b> 94 = <b>Production/manufacture date</b> 361 = <b>Best before date</b> 91E = <b>First freezing date (GS1 Temporary Code)</b> 171 = <b>Reference date/time</b> 54E = <b>Stuffing date/time (GS1 Temporary Code)</b>
2380	Date or time or period value	C an..35	R		
2379	Date or time or period format code	C an..3	R		102 = <b>CCYYMMDD</b> 201 = <b>YYMMDDHHMM</b>

Segment Notes:  
This segment is used to specify dates relating to the references given in the preceding RFF segment and to indicate the dates marked on the package identified in the PAC segment.

Example:  
DTM+171:20021101:102'

## 5. Segments Layout

Segment number: 31

<b>SG10</b>	- C	9999 - CPS-FTX-SG11-SG17
<b>SG11</b>	- C	9999 - PAC-MEA-QTY-SG12-SG13
<b>SG13</b>	- C	1000 - PCI-RFF-DTM-SG15
<b>SG15</b>	- C	99 - GIN
<b>GIN</b>	- M	1 - Goods identity number
Function:		
To give specific identification numbers, either as single numbers or ranges.		
	EDIFACT	GS1 * Description
7405 Object identification code qualifier	M an..3	<b>M</b> * AW = <b>Serial shipping container code</b> BJ = <b>Serial shipping container code</b> BN = <b>Serial number</b> BX = <b>Batch number</b> CU = <b>GS1 Global Individual Asset Identifier</b> RAG = SRV = <b>GS1 Global Trade Item Number (GS1 Temporary Code)</b> In EANCOM it is recommended to use the Serial Shipping Container Code (SSCC) for unique identification of individual transport packages.
C208 IDENTITY NUMBER RANGE	M	<b>M</b>
7402 Object identifier	M an..35	<b>M</b>
7402 Object identifier	C an..35	<b>O</b>
C208 IDENTITY NUMBER RANGE	C	<b>O</b>
7402 Object identifier	M an..35	<b>M</b>
7402 Object identifier	C an..35	<b>O</b>
C208 IDENTITY NUMBER RANGE	C	<b>O</b>
7402 Object identifier	M an..35	<b>M</b>
7402 Object identifier	C an..35	<b>O</b>
C208 IDENTITY NUMBER RANGE	C	<b>O</b>
7402 Object identifier	M an..35	<b>M</b>
7402 Object identifier	C an..35	<b>O</b>
C208 IDENTITY NUMBER RANGE	C	<b>O</b>
7402 Object identifier	M an..35	<b>M</b>
7402 Object identifier	C an..35	<b>O</b>
Segment Notes:		
This segment is used to provide identification numbers relevant to the packaging unit and level identified in the PAC segment.		
Example:		
GIN+BJ+354123450000000014:354123450000000106'		

## 5. Segments Layout

Segment number: 32

<b>SG10</b>	- C	9999 - CPS-FTX-SG11-SG17			
<b>SG17</b>	- C	9999 - LIN-PIA-IMD-MEA-QTY-ALI-DLM-DTM-FTX-MOA-SG18-SG20-SG22-SG25			
<b>LIN</b>	- M	1 - Line item			
Function: To identify a line item and configuration.					
	EDIFACT	GS1	*	Description	
1082	Line item identifier	C an..6	R	Application generated number of the item lines within the Despatch Advice.	
1229	Action request/notification description code	C an..3	N		
C212	ITEM NUMBER IDENTIFICATION	C	D	This composite is only used for the identification of GS1 codes. If another coding structure is required, e. g. HIBC, this composite will not be used and the code will be detailed in the PIA segment.	
7140	Item identifier	C an..35	R	Format n..14 GTIN - this is the number of the article being despatched.	
7143	Item type identification code	C an..3	R	*	SRV = <b>GS1 Global Trade Item Number</b>
1131	Code list identification code	C an..17	N		
3055	Code list responsible agency code	C an..3	N		
C829	SUB-LINE INFORMATION	C	D		
5495	Sub-line indicator code	C an..3	R	*	1 = <b>Sub-line information</b>
1082	Line item identifier	C an..6	R		
1222	Configuration level number	C n..2	N		
7083	Configuration operation code	C an..3	N		
Segment Notes: This segment is used to identify the line item being despatched. If Global Trade Item Numbers are available it is mandatory to use GTIN within the LIN segment.  Example: LIN+1++5412345123453:SRV'  Dependency Notes: C829 is only used when sub-lines are required. FOR A COMPLETE DESCRIPTION ON THE USAGE OF SUB-LINES PLEASE REFER TO PART I, SECTION 4.10.					

## 5. Segments Layout

Segment number: 33

<b>SG10</b>	- C	9999 - CPS-FTX-SG11-SG17			
<b>SG17</b>	- C	9999 - LIN-PIA-IMD-MEA-QTY-ALI-DLM-DTM-FTX-MOA-SG18-SG20-SG22-SG25			
<b>PIA</b>	- C	10 - Additional product id			
Function: To specify additional or substitutional item identification codes.					
		EDIFACT	GS1	*	Description
4347	Product identifier code qualifier	M an..3	<b>M</b>	*	<div>1 = <b>Additional identification</b></div> <div>3 = <b>Substituted by</b></div> <div>4 = <b>Substituted for</b></div> <div>5 = <b>Product identification</b></div> <p>Product Id function, coded has the following restricted coded functions:</p> <p>1 = Additional Identification - To provide an additional identity for the primary article number identified in the LIN segment. The additional code can consist of: A supplemental identification which provides more information complementary to the main trade item number provided in the LIN segment, e.g., a batch number, promotional variant number, etc., An alternative identification which may be used instead of the main trade item number provided in the LIN segment, e.g., a buyer's article number, an HIBC code, etc.,</p> <p>3 = Substituted By - To provide the trade item number of a product which has substituted the product identified by the trade item number in the LIN segment.</p> <p>In the despatch advice this function code may be used to inform trading partners of the trade item number of the product originally ordered which has been substituted by another product identified in the LIN segment.</p> <p>4 = Substituted For - To provide the trade item number of a product which has been substituted by the product identified by the trade item number provided in the LIN segment.</p> <p>In the despatch advice this function code may be used to inform trading partners of the trade item number of the product originally ordered which has been substituted by another product identified in the LIN segment. In this case, the segment LIN will refer to the despatched product and the PIA segment will provide the trade item number of the unavailable product.</p> <p>5 - Product Identification - To provide the primary product identification code when no GTIN has been provided in the LIN segment.</p>
C212	ITEM NUMBER IDENTIFICATION	M	<b>M</b>		
7140	Item identifier	C an..35	<b>R</b>		
7143	Item type identification code	C an..3	<b>R</b>		<div>AC = <b>HIBC (Health Industry Bar Code)</b></div> <div>IB = <b>ISBN (International Standard Book Number)</b></div> <div>IN = <b>Buyer's item number</b></div> <div>PV = <b>Promotional variant number</b></div>

## 5. Segments Layout

Segment number: 33

	EDIFACT	GS1	*	Description
				SA = Supplier's article number SRV = GS1 Global Trade Item Number SRX = Slaughter number X2 = Ear-tag number (GS1 Temporary Code)
1131 Code list identification code	C an..17	O		
3055 Code list responsible agency code	C an..3	D		9 = GS1 91 = Assigned by supplier or supplier's agent 92 = Assigned by buyer or buyer's agent
C212 ITEM NUMBER IDENTIFICATION	C	O		
7140 Item identifier	C an..35	R		
7143 Item type identification code	C an..3	R		
1131 Code list identification code	C an..17	O		
3055 Code list responsible agency code	C an..3	D		
C212 ITEM NUMBER IDENTIFICATION	C	O		
7140 Item identifier	C an..35	R		
7143 Item type identification code	C an..3	R		
1131 Code list identification code	C an..17	O		
3055 Code list responsible agency code	C an..3	D		
C212 ITEM NUMBER IDENTIFICATION	C	O		
7140 Item identifier	C an..35	R		
7143 Item type identification code	C an..3	R		
1131 Code list identification code	C an..17	O		
3055 Code list responsible agency code	C an..3	D		
C212 ITEM NUMBER IDENTIFICATION	C	O		
7140 Item identifier	C an..35	R		
7143 Item type identification code	C an..3	R		
1131 Code list identification code	C an..17	O		
3055 Code list responsible agency code	C an..3	D		

### Segment Notes:

This segment is used to identify additional product codes for the current line item.

### Examples:

PIA+1+ABF5682:BP'

In this example the PIA segment is used to provide an additional identification to the trade item number provided in the LIN segment. The GTIN 5412345123453 provided in the LIN segment refers to the internal buyer's part number ABF5682.

PIA+3+5412345123095:SRV'

## 5. Segments Layout

---

Segment number: 33

In this example the PIA segment is used to provide the trade item number of the product by which the product identified in the LIN segment by the GTIN 5412345123095 has been substituted.

PIA+4+5412345123095:SRV'

In this example the PIA segment is used to provide the GTIN of the product which has been substituted by the former primary GTIN . The new GS1 article 5412345111184 would be included in the message in the LIN segment.

PIA+5+2209953C001L:AC'

This example details the HIBC code 2209953C001L which is provided as the primary product code because no GTIN was provided in the LIN segment.



## 5. Segments Layout

Segment number: 34

<b>SG10</b>	- C	9999 - CPS-FTX-SG11-SG17			
<b>SG17</b>	- C	9999 - LIN-PIA-IMD-MEA-QTY-ALI-DLM-DTM-FTX-MOA-SG18-SG20-SG22-SG25			
<b>IMD</b>	- C	25 - Item description			
Function:					
To describe an item in either an industry or free format.					
	EDIFACT	GS1	*	Description	
7077	Description format code	C an..3	<b>R</b>	*	C = Code (from industry code list) E = Free-form short description F = Free-form S = Structured (from industry code list) B = Code and text
C272	ITEM CHARACTERISTIC	C	<b>O</b>		
7081	Item characteristic code	C an..3	<b>R</b>		
1131	Code list identification code	C an..17	<b>O</b>		
3055	Code list responsible agency code	C an..3	<b>D</b>	*	9 = <b>GS1</b> Must be used if DE7081 contains an GS1 code.
C273	ITEM DESCRIPTION	C	<b>A</b>		
7009	Item description code	C an..17	<b>O</b>		CU = Consumer unit (GS1 Permanent Code) DU = Despatch unit (GS1 Permanent Code) TU = Traded unit (GS1 Permanent Code) VQ = Variable quantity product (GS1 Permanent Code)
1131	Code list identification code	C an..17	<b>O</b>		
3055	Code list responsible agency code	C an..3	<b>D</b>		9 = <b>GS1</b> 91 = Assigned by supplier or supplier's agent 92 = Assigned by buyer or buyer's agent
7008	Item description	C an..256	<b>O</b>		
7008	Item description	C an..256	<b>O</b>		
3453	Language name code	C an..3	<b>O</b>		
7383	Surface or layer code	C an..3	<b>N</b>		
Segment Notes:					
This segment is used to describe the current line item.					
It is recommended to use this segment only for coded descriptions. Data element 7008 in clear text should only be used when no product code is available or when free-form descriptions are required by trading partners.					
Example:					
IMD+C++TU::9'					
IMD+F++:::CORN CRISPIES'					

## 5. Segments Layout

Segment number: 35

<b>SG10</b>	- C	9999 - CPS-FTX-SG11-SG17			
<b>SG17</b>	- C	9999 - LIN-PIA-IMD-MEA-QTY-ALI-DLM-DTM-FTX-MOA-SG18-SG20-SG22-SG25			
<b>MEA</b>	- C	10 - Measurements			
Function:					
To specify physical measurements, including dimension tolerances, weights and counts.					
		EDIFACT	GS1	*	Description
6311	Measurement purpose code qualifier	M an..3	<b>M</b>		PD = <b>Physical dimensions (product ordered)</b>
C502	MEASUREMENT DETAILS	C	<b>R</b>		
6313	Measured attribute code	C an..3	<b>A</b>		AAK = <b>Fat content</b> DI = <b>Diameter</b> DP = <b>Depth</b> HT = <b>Height dimension</b> LN = <b>Length dimension</b> TH = <b>Thickness</b> X13 = <b>Acidity of meat (GS1 Temporary Code)</b>
6321	Measurement significance code	C an..3	<b>O</b>		3 = <b>Approximately</b> 4 = <b>Equal to</b>
6155	Non-discrete measurement name code	C an..17	<b>N</b>		
6154	Non-discrete measurement name	C an..70	<b>N</b>		
C174	VALUE/RANGE	C	<b>R</b>		
6411	Measurement unit code	M an..3	<b>M</b>		CMT = <b>centimetre</b> FOT = <b>foot</b> MMT = <b>millimetre</b> MTR = <b>metre</b> YRD = <b>yard</b>
6314	Measurement value	C an..18	<b>O</b>		
6162	Range minimum value	C n..18	<b>O</b>		
6152	Range maximum value	C n..18	<b>O</b>		
6432	Significant digits quantity	C n..2	<b>N</b>		
7383	Surface or layer code	C an..3	<b>N</b>		
Segment Notes:					
This segment is used to specify the actual physical dimensions of the line item being despatched where the product is sold in variable lengths or volumes.					
This segment must be used in conjunction with the LIN segment for the precise identification of the despatched product.					
Example:					
MEA+PD+LN:4+MTR:8'					
The precise length of the product identified by the GTIN 5412345123453 is 8 metres.					

## 5. Segments Layout

Segment number: 36

<b>SG10</b>	- C	9999 - CPS-FTX-SG11-SG17
<b>SG17</b>	- C	9999 - LIN-PIA-IMD-MEA-QTY-ALI-DLM-DTM-FTX-MOA-SG18-SG20-SG22-SG25
<b>QTY</b>	- C	10 - Quantity

Function:  
To specify a pertinent quantity.

		EDIFACT	GS1	*	Description
C186	QUANTITY DETAILS	M	M		
6063	Quantity type code qualifier	Man..3	M	*	12 = Despatch quantity 21 = Ordered quantity 59 = Number of consumer units in the traded unit 61 = Return quantity 121 = Over shipped 192 = Free goods quantity 193 = Free quantity included 45E = Number of units in higher packaging or configuration level (GS1 Temporary Code)
6060	Quantity	Man..35	M		
6411	Measurement unit code	C an..3	D		KGM = kilogram This DE is only used if the product being identified is of variable quantity.

Segment Notes:  
  
This segment is used to specify the quantity of the product identified in the LIN segment which is about to be, or, has been despatched.  
  
Example:  
QTY+12:400'

## 5. Segments Layout

Segment number: 37

<b>SG10</b>	- C	9999 - CPS-FTX-SG11-SG17
<b>SG17</b>	- C	9999 - LIN-PIA-IMD-MEA-QTY-ALI-DLM-DTM-FTX-MOA-SG18-SG20-SG22-SG25
<b>ALI</b>	- C	10 - Additional information

Function:

To indicate that special conditions due to the origin, customs preference, fiscal or commercial factors are applicable.

		EDIFACT	GS1	*	Description
3239	Country of origin name code	C an..3	O		ISO 3166 two alpha country code
9213	Duty regime type code	C an..3	N		
4183	Special condition code	C an..3	O	*	97 = Promotional price 164 = Shipment completes order 165 = Split shipment
4183	Special condition code	C an..3	N		
4183	Special condition code	C an..3	N		
4183	Special condition code	C an..3	N		
4183	Special condition code	C an..3	N		

Segment Notes:

This segment is used to indicate special conditions related to the current line item, and the country of origin.

Example:

ALI+++97'

## 5. Segments Layout

Segment number: 38

<b>SG10</b>	- C	9999 - CPS-FTX-SG11-SG17			
<b>SG17</b>	- C	9999 - LIN-PIA-IMD-MEA-QTY-ALI-DLM-DTM-FTX-MOA-SG18-SG20-SG22-SG25			
<b>DLM</b>	- C	100 - Delivery limitations			
Function: To specify limitations on deliveries.					
		EDIFACT	GS1	*	Description
4455	Back order arrangement type code	C an..3	O		N = No back order Y = Back order if out of stock
C522	INSTRUCTION	C	O		
4403	Instruction type code qualifier	M an..3	M		
4401	Instruction description code	C an..3	O		
1131	Code list identification code	C an..17	O		
3055	Code list responsible agency code	C an..3	D		
4400	Instruction description	C an..35	O		
C214	SPECIAL SERVICES IDENTIFICATION	C	O		
7161	Special service description code	C an..3	O		0 = Released (GS1 Temporary Code) 1 = Quality control held (GS1 Temporary Code) 2 = Quality controlled embargo (GS1 Temporary Code)  The special services data element can be used by a manufacturer to inform an internal warehouse or third party stockholder of the quality control status of the despatched goods, or goods ready to be despatched. The following codes apply: 0 = Released - informs the stockholder it is free to distribute the quality controlled passed goods already despatched or ready to be despatched. 1 = Quality Control Held - instructs the stockholder to withhold distribution of the goods already despatched or ready to be despatched until the manufacturer has completed a quality control assessment. Usually the stockholder will receive the whole consignment and the manufacturer will run quality control tests on production batches contained in the consignment. Once the manufacturer completes a positive quality control assessment, it communicates by other means a quality assurance certificate which releases the goods for further distribution by the stockholder. 2 = Quality Controlled Embargo - instructs the stockholder to withhold distribution of the goods already despatched or ready to be despatched, when some of the goods of the same production batch as goods contained in the consignment have failed quality control tests.
1131	Code list identification code	C an..17	O		
3055	Code list responsible agency code	C an..3	R	*	9 = GS1
7160	Special service description	C an..35	O		

## 5. Segments Layout

---

Segment number: 38

	EDIFACT	GS1	*	Description
7160 Special service description	C an..35	<b>O</b>		
4457 Substitution condition code	C an..3	<b>N</b>		

**Segment Notes:**

This segment is used to specify any limitations on the delivery, e.g., Quality Control.

**Example:**

DLM+++0::9'

The goods have been released.

## 5. Segments Layout

Segment number: 39

<b>SG10</b>	- C	9999 - CPS-FTX-SG11-SG17			
<b>SG17</b>	- C	9999 - LIN-PIA-IMD-MEA-QTY-ALI-DLM-DTM-FTX-MOA-SG18-SG20-SG22-SG25			
<b>DTM</b>	- C	5 - Date/time/period			
Function:					
To specify date, and/or time, or period.					
		EDIFACT	GS1	*	Description
C507	DATE/TIME/PERIOD	M	M		
2005	Date or time or period function code qualifier	M an..3	M	*	36 = Expiry date 94 = Production/manufacture date 100 = Product ageing period before delivery 361 = Best before date 365 = Packaging date 434 = Maturity date 656 = Age 54E = Stuffing date/time (GS1 Temporary Code) 90E = Product sterilisation date (GS1 Temporary Code) 91E = First freezing date (GS1 Temporary Code) 753 = Maturity date, optimal
2380	Date or time or period value	C an..35	R		
2379	Date or time or period format code	C an..3	R		102 = CCYYMMDD 203 = CCYYMMDDHHMM 718 = CCYYMMDD-CCYYMMDD
Segment Notes:					
This segment is used to specify relevant dates (and possibly times) and periods of the product which is about to be, or, has been despatched.					
Example:					
DTM+36:20020910:102'					
Expiry date is the 10th of September 2002.					

## 5. Segments Layout

Segment number: 40

<b>SG10</b>	- C	9999 - CPS-FTX-SG11-SG17
<b>SG17</b>	- C	9999 - LIN-PIA-IMD-MEA-QTY-ALI-DLM-DTM-FTX-MOA-SG18-SG20-SG22-SG25
<b>FTX</b>	- C	99 - Free text

Function:

To provide free form or coded text information.

		EDIFACT	GS1	*	Description
4451	Text subject code qualifier	M an..3	<b>M</b>		GEN = Entire transaction set ZZZ = Mutually defined
4453	Free text function code	C an..3	<b>O</b>	*	1 = Text for subsequent use
C107	TEXT REFERENCE	C	<b>D</b>		This composite is only used when trading partners have agreed to use mutually defined code values.
4441	Free text value code	M an..17	<b>M</b>		002 = Standard text.....
1131	Code list identification code	C an..17	<b>O</b>		
3055	Code list responsible agency code	C an..3	<b>D</b>		91 = Assigned by supplier or supplier's agent 92 = Assigned by buyer or buyer's agent
C108	TEXT LITERAL	C	<b>D</b>		This composite is only used if coded text can not be used.
4440	Free text value	M an..512	<b>M</b>		
4440	Free text value	C an..512	<b>O</b>		
4440	Free text value	C an..512	<b>O</b>		
4440	Free text value	C an..512	<b>O</b>		
4440	Free text value	C an..512	<b>O</b>		
3453	Language name code	C an..3	<b>D</b>		ISO 639 two alpha code This data element is only used when non coded free text has been provided in data element C108.
4447	Free text format code	C an..3	<b>N</b>		

Segment Notes:

This segment is used to provide free form or coded text information.

Use of this segment in free form is not recommended since it may inhibit automatic processing of the Despatch Advice. Coded references to standard texts is an available functionality which enables automatic processing and reduces transmission and processing overheads. Standard texts should be mutually defined between trading partners and can be used to cover legal or other requirements.

Example:

FTX+ZZZ+1+002::91'



## 5. Segments Layout

Segment number: 41

<b>SG10</b>	- C	9999 - CPS-FTX-SG11-SG17			
<b>SG17</b>	- C	9999 - LIN-PIA-IMD-MEA-QTY-ALI-DLM-DTM-FTX-MOA-SG18-SG20-SG22-SG25			
<b>MOA</b>	- C	5 - Monetary amount			
Function: To specify a monetary amount.					
		EDIFACT	GS1	*	Description
C516	MONETARY AMOUNT	M	M		
5025	Monetary amount type code qualifier	M an..3	M	*	9 = Amount due/amount payable 38 = Invoice item amount 22 = Cash on delivery amount 203 = Line item amount 98 = Original amount 64 = Freight charge 81 = Loading and handling cost 140 = Total service charge 388 = Total amount including Value Added Tax (VAT) 528 = Calculation basis excluding all taxes 542 = Unloading and handling cost
5004	Monetary amount	C n..35	R		
6345	Currency identification code	C an..3	R	*	ISO 4217 three alpha
6343	Currency type code qualifier	C an..3	N		
4405	Status description code	C an..3	N		
Segment Notes:  This segment can be used to specify monetary amounts related to the line item, acting as indicative price, pre-advice to the recipient, or required by the consignee to prepare customs clearance procedures.  Example: MOA+38:37:USD'					

## 5. Segments Layout

Segment number: 42

<b>SG10</b>	- C	9999 - CPS-FTX-SG11-SG17			
<b>SG17</b>	- C	9999 - LIN-PIA-IMD-MEA-QTY-ALI-DLM-DTM-FTX-MOA-SG18-SG20-SG22-SG25			
<b>SG18</b>	- C	99 - RFF-DTM			
<b>RFF</b>	- M	1 - Reference			
Function: To specify a reference.					
		EDIFACT	GS1	*	Description
C506	REFERENCE	M	M		
1153	Reference code qualifier	M an..3	M		AAJ = <a href="#">Delivery order number</a> AAN = <a href="#">Delivery schedule number</a> AAU = <a href="#">Despatch note number</a> AVQ = <a href="#">Place of packing approval number</a> AWT = <a href="#">Administrative Reference Code</a> CR = <a href="#">Customer reference number</a> CT = <a href="#">Contract number</a> IP = <a href="#">Import licence number</a> ON = <a href="#">Order number (buyer)</a> PK = <a href="#">Packing list number</a> POR = <a href="#">Purchase order response number</a> PP = <a href="#">Purchase order change number</a> VN = <a href="#">Order number (supplier)</a>
1154	Reference identifier	C an..70	R		
1156	Document line identifier	C an..6	O		
4000	Reference version identifier	C an..35	N		
1060	Revision identifier	C an..6	N		
Segment Notes: This segment is used to specify any references which are for the line item only.  Example: RFF+CT:CT051523'					

## 5. Segments Layout

Segment number: 43

<b>SG10</b>	- C	9999 - CPS-FTX-SG11-SG17
<b>SG17</b>	- C	9999 - LIN-PIA-IMD-MEA-QTY-ALI-DLM-DTM-FTX-MOA-SG18-SG20-SG22-SG25
<b>SG18</b>	- C	99 - RFF-DTM
<b>DTM</b>	- C	1 - Date/time/period

Function:  
To specify date, and/or time, or period.

		EDIFACT	GS1	*	Description
C507	DATE/TIME/PERIOD	M	M		
2005	Date or time or period function code qualifier	Man..3	M	*	171 = Reference date/time 54E = Stuffing date/time (GS1 Temporary Code)
2380	Date or time or period value	C an..35	R		
2379	Date or time or period format code	C an..3	R		102 = CCYYMMDD

Segment Notes:  
This segment is used to specify dates relating to the references given in the preceding RFF segment.

Example:  
DTM+171:20021001:102'

## 5. Segments Layout

Segment number: 44

<b>SG10</b>	- C	9999 - CPS-FTX-SG11-SG17
<b>SG17</b>	- C	9999 - LIN-PIA-IMD-MEA-QTY-ALI-DLM-DTM-FTX-MOA-SG18-SG20-SG22-SG25
<b>SG20</b>	- C	100 - LOC-NAD-DTM-QTY
<b>LOC</b>	- M	1 - Place/location identification

Function:  
To identify a place or a location and/or related locations.

		EDIFACT	GS1	*	Description
3227	Location function code qualifier	M an..3	<b>M</b>		7 = <b>Place of delivery</b> 244 = <b>Country of meat cutting</b> 256 = <b>Place of packing</b>
C517	LOCATION IDENTIFICATION	C	<b>A</b>		
3225	Location name code	C an..25	<b>A</b>		Place of delivery: GLN - Format n13 UN/LOCODE Traceability information: Licence number processing facility ISO 3166 two alpha code processing country
1131	Code list identification code	C an..17	<b>O</b>		
3055	Code list responsible agency code	C an..3	<b>D</b>	*	5 = <b>ISO (International Organization for Standardization)</b> 9 = <b>GS1</b> 92 = <b>Assigned by buyer or buyer's agent</b> 194 = <b>AU, AQIS (Australian Quarantine and Inspection Service)</b> DE 3055 must not be used if DE 3225 is used for traceability information if it is not an ISO code. While indicating the country, we use an ISO to detail the exact location. In this case DE3055 should be 5.
3224	Location name	C an..256	<b>O</b>		
C519	RELATED LOCATION ONE IDENTIFICATION	C	<b>O</b>		
3223	First related location name code	C an..25	<b>R</b>		Specify ultimate delivery location, e.g. a specific point on a works site.
1131	Code list identification code	C an..17	<b>O</b>		
3055	Code list responsible agency code	C an..3	<b>D</b>		
3222	First related location name	C an..70	<b>O</b>		
C553	RELATED LOCATION TWO IDENTIFICATION	C	<b>O</b>		
3233	Second related location name code	C an..25	<b>R</b>		Used to further detail the delivery location.
1131	Code list identification code	C an..17	<b>O</b>		
3055	Code list responsible agency code	C an..3	<b>D</b>		
3232	Second related location name	C an..70	<b>O</b>		
5479	Relation code	C an..3	<b>D</b>		DE 5479 is only used in the case of traceability when the explicit specification of the sequence of countries and locations where activities have been performed is mandatory. The number must be in ascending order, with no gaps and starting from 1.

## 5. Segments Layout

---

Segment number: 44

	EDIFACT	GS1	*	Description
				E.g. packed meat traceability.

### Segment Notes:

This segment may be used for 3 distinct purposes.

1. This segment is used to identify the location of delivery for a split delivery despatch advice.
2. This segment can also be used to identify a delivery location for a specific line item which might be different to the delivery location specified in the NAD or LOC segment in the heading section.
3. This segment can be used as well to specify traceability information for a specific line item. E.g. in the case of a meat product the processing country or processing facility in order to comply with legal requirements.

It is recommended that GLN - Format n13 - be used to identify delivery locations.

### Example:

LOC+7+5412345678908::9'

LOC+244+BE+++6'

## 5. Segments Layout

Segment number: 45

<b>SG10</b>	- C	9999 - CPS-FTX-SG11-SG17			
<b>SG17</b>	- C	9999 - LIN-PIA-IMD-MEA-QTY-ALI-DLM-DTM-FTX-MOA-SG18-SG20-SG22-SG25			
<b>SG20</b>	- C	100 - LOC-NAD-DTM-QTY			
<b>NAD</b>	- C	1 - Name and address			
Function:					
To specify the name/address and their related function, either by C082 only and/or unstructured by C058 or structured by C080 thru 3207.					
		EDIFACT	GS1	*	Description
3035	Party function code qualifier	M an..3	<b>M</b>		UD = <a href="#">Ultimate customer</a>
C082	PARTY IDENTIFICATION DETAILS	C	<b>N</b>		
3039	Party identifier	M an..35			
1131	Code list identification code	C an..17			
3055	Code list responsible agency code	C an..3			
C058	NAME AND ADDRESS	C	<b>O</b>		This composite may only be used to fulfill the requirements of directive 2003/58/EC, article 4.
3124	Name and address description	M an..35	<b>M</b>		
3124	Name and address description	C an..35	<b>O</b>		
3124	Name and address description	C an..35	<b>O</b>		
3124	Name and address description	C an..35	<b>O</b>		
3124	Name and address description	C an..35	<b>O</b>		
C080	PARTY NAME	C	<b>R</b>		
3036	Party name	M an..35	<b>M</b>		
3036	Party name	C an..35	<b>O</b>		
3036	Party name	C an..35	<b>O</b>		
3036	Party name	C an..35	<b>O</b>		
3036	Party name	C an..35	<b>O</b>		
3045	Party name format code	C an..3	<b>O</b>		
C059	STREET	C	<b>R</b>		
3042	Street and number or post office box identifier	M an..35	<b>M</b>		Building Name/Number and Street Name and/or P.O. Box.
3042	Street and number or post office box identifier	C an..35	<b>O</b>		
3042	Street and number or post office box identifier	C an..35	<b>O</b>		
3042	Street and number or post office box identifier	C an..35	<b>O</b>		
3164	City name	C an..35	<b>O</b>		City/Town in clear text
C819	COUNTRY SUB-ENTITY DETAILS	C	<b>D</b>		
3229	Country sub-entity name code	C an..9	<b>O</b>		
1131	Code list identification code	C an..17	<b>O</b>		
3055	Code list responsible agency	C an..3	<b>O</b>		

## 5. Segments Layout

---

Segment number: 45

		EDIFACT	GS1	*	Description
	code				
3228	Country sub-entity name	C an..70	<b>O</b>		County/State, clear text.
3251	Postal identification code	C an..17	<b>O</b>		Postal Code
3207	Country name code	C an..3	<b>O</b>		ISO 3166 two alpha code

### Segment Notes:

This segment is used only when the ultimate delivery location identification cannot be codified using the previous LOC segment.

### Example:

NAD+UD+++COMMERCEWEB+HIGHSTREET'

## 5. Segments Layout

Segment number: 46

<b>SG10</b>	- C	9999 - CPS-FTX-SG11-SG17			
<b>SG17</b>	- C	9999 - LIN-PIA-IMD-MEA-QTY-ALI-DLM-DTM-FTX-MOA-SG18-SG20-SG22-SG25			
<b>SG20</b>	- C	100 - LOC-NAD-DTM-QTY			
<b>DTM</b>	- C	1 - Date/time/period			
Function:					
To specify date, and/or time, or period.					
		EDIFACT	GS1	*	Description
C507	DATE/TIME/PERIOD	M	M		
2005	Date or time or period function code qualifier	M an..3	M	*	2 = Delivery date/time, requested 11 = Despatch date and/or time 17 = Delivery date/time, estimated 63 = Delivery date/time, latest 64 = Delivery date/time, earliest 69 = Delivery date/time, promised for 94 = Production/manufacture date 200 = Pick-up/collection date/time of cargo 793 = Reprocessing date/time 54E = Stuffing date/time (GS1 Temporary Code) X14 = Requested for delivery week commencing (GS1 Temporary Code) X19 = Material Safety Data Sheet issue date (GS1 Temporary Code) X20 = Slaughter date/time (GS1 Temporary Code) X21 = Animal Birth date/time (GS1 Temporary Code) 755 = Product ageing duration, minimum
2380	Date or time or period value	C an..35	R		
2379	Date or time or period format code	C an..3	R		102 = CCYYMMDD 203 = CCYYMMDDHHMM 718 = CCYYMMDD-CCYYMMDD
Segment Notes:					
This segment is used to indicate the date on which the delivery or split delivery will take place to the location identified in the LOC segment.					
Example:					
DTM+2:20021001:102'					



## 5. Segments Layout

Segment number: 47

<b>SG10</b>	- C	9999 - CPS-FTX-SG11-SG17		
<b>SG17</b>	- C	9999 - LIN-PIA-IMD-MEA-QTY-ALI-DLM-DTM-FTX-MOA-SG18-SG20-SG22-SG25		
<b>SG20</b>	- C	100 - LOC-NAD-DTM-QTY		
<b>QTY</b>	- C	10 - Quantity		
Function:				
To specify a pertinent quantity.				
	EDIFACT	GS1 * Description		
C186 QUANTITY DETAILS	M	M		
6063 Quantity type code qualifier	M an..3	M	*	11 = Split quantity 12 = Despatch quantity 21 = Ordered quantity
6060 Quantity	M an..35	M		
6411 Measurement unit code	C an..3	D		KGM = kilogram This DE is only used if the product being despatched is a variable quantity product.
Segment Notes:				
This segment is used to indicate the delivery quantity for the delivery location specified in the previous LOC segment. The total of all quantities specified in the current segment group for the line must equal the value for the total quantity detailed in the QTY segment at line level.				
Example:				
QTY+11:14'				

## 5. Segments Layout

Segment number: 48

<b>SG10</b>	- C	9999 - CPS-FTX-SG11-SG17
<b>SG17</b>	- C	9999 - LIN-PIA-IMD-MEA-QTY-ALI-DLM-DTM-FTX-MOA-SG18-SG20-SG22-SG25
<b>SG22</b>	- C	9999 - PCI-DTM-MEA-QTY-SG23-SG24
<b>PCI</b>	- M	1 - Package identification

Function:

To specify markings and labels on individual packages or physical units.

		EDIFACT	GS1	*	Description
4233	Marking instructions code	C an..3	O		17 = <a href="#">Supplier's instructions</a> 33E = <a href="#">Marked with serial shipping container code (GS1 Temporary Code)</a> 41G = <a href="#">Marked with GS1 Global Returnable Asset Identifier (GS1 Temporary Code)</a>
C210	MARKS & LABELS	C	O		
7102	Shipping marks description	M an..35	M		
7102	Shipping marks description	C an..35	O		
7102	Shipping marks description	C an..35	O		
7102	Shipping marks description	C an..35	O		
7102	Shipping marks description	C an..35	O		
7102	Shipping marks description	C an..35	O		
7102	Shipping marks description	C an..35	O		
7102	Shipping marks description	C an..35	O		
7102	Shipping marks description	C an..35	O		
7102	Shipping marks description	C an..35	O		
8275	Container or package contents indicator code	C an..3	N		
C827	TYPE OF MARKING	C	N		
7511	Marking type code	M an..3			
1131	Code list identification code	C an..17			
3055	Code list responsible agency code	C an..3			

Segment Notes:

This segment is used to provide markings and labels information relevant to the product identified in the LIN segment.

If the date is machine readable, the DTM segment below should be used. If the date is human readable DE 7102 in this segment should be used.

Example:

PCI+33E'

## 5. Segments Layout

Segment number: 49

<b>SG10</b>	- C	9999 - CPS-FTX-SG11-SG17
<b>SG17</b>	- C	9999 - LIN-PIA-IMD-MEA-QTY-ALI-DLM-DTM-FTX-MOA-SG18-SG20-SG22-SG25
<b>SG22</b>	- C	9999 - PCI-DTM-MEA-QTY-SG23-SG24
<b>DTM</b>	- C	5 - Date/time/period

Function:

To specify date, and/or time, or period.

		EDIFACT	GS1	*	Description
C507	DATE/TIME/PERIOD	M	M		
2005	Date or time or period function code qualifier	M an..3	M		36 = <a href="#">Expiry date</a> 94 = <a href="#">Production/manufacture date</a> 360 = <a href="#">Sell by date</a> 361 = <a href="#">Best before date</a> 91E = <a href="#">First freezing date (GS1 Temporary Code)</a>
2380	Date or time or period value	C an..35	R		
2379	Date or time or period format code	C an..3	R		102 = <a href="#">CCYYMMDD</a> 203 = <a href="#">CCYYMMDDHHMM</a> 718 = <a href="#">CCYYMMDD-CCYYMMDD</a>

Segment Notes:

This segment is used to provide pertinent date and time details relating to the PCI segment.

Example:

DTM+94:20020901:102'

## 5. Segments Layout

Segment number: 50

<b>SG10</b>	- C	9999 - CPS-FTX-SG11-SG17			
<b>SG17</b>	- C	9999 - LIN-PIA-IMD-MEA-QTY-ALI-DLM-DTM-FTX-MOA-SG18-SG20-SG22-SG25			
<b>SG22</b>	- C	9999 - PCI-DTM-MEA-QTY-SG23-SG24			
<b>MEA</b>	- C	10 - Measurements			
Function:					
To specify physical measurements, including dimension tolerances, weights and counts.					
		EDIFACT	GS1	*	Description
6311	Measurement purpose code qualifier	M an..3	<b>M</b>		PD = <a href="#">Physical dimensions (product ordered)</a>
C502	MEASUREMENT DETAILS	C	<b>A</b>		
6313	Measured attribute code	C an..3	<b>A</b>		AAC = <a href="#">Total net weight</a> AAD = <a href="#">Total gross weight</a> HT = <a href="#">Height dimension</a> LN = <a href="#">Length dimension</a> WD = <a href="#">Width dimension</a>
6321	Measurement significance code	C an..3	<b>O</b>		3 = <a href="#">Approximately</a> 4 = <a href="#">Equal to</a>
6155	Non-discrete measurement name code	C an..17	<b>N</b>		
6154	Non-discrete measurement name	C an..70	<b>N</b>		
C174	VALUE/RANGE	C	<b>R</b>		
6411	Measurement unit code	M an..3	<b>M</b>		CMT = <a href="#">centimetre</a> KGM = <a href="#">kilogram</a> LTR = <a href="#">litre</a>
6314	Measurement value	C an..18	<b>O</b>		
6162	Range minimum value	C n..18	<b>O</b>		
6152	Range maximum value	C n..18	<b>O</b>		
6432	Significant digits quantity	C n..2	<b>N</b>		
7383	Surface or layer code	C an..3	<b>N</b>		
Segment Notes:					
This segment is used to provide measurements relevant to the packaging unit identified in the PCI segment.					
Example:					
MEA+PD+AAC+KGM:12'					

## 5. Segments Layout

Segment number: 51

<b>SG10</b>	- C	9999 - CPS-FTX-SG11-SG17
<b>SG17</b>	- C	9999 - LIN-PIA-IMD-MEA-QTY-ALI-DLM-DTM-FTX-MOA-SG18-SG20-SG22-SG25
<b>SG22</b>	- C	9999 - PCI-DTM-MEA-QTY-SG23-SG24
<b>QTY</b>	- C	1 - Quantity

Function:

To specify a pertinent quantity.

		EDIFACT	GS1	*	Description
C186	QUANTITY DETAILS	M	<b>M</b>		
6063	Quantity type code qualifier	M an..3	<b>M</b>		59 = Number of consumer units in the traded unit
6060	Quantity	M an..35	<b>M</b>		
6411	Measurement unit code	C an..3	<b>D</b>		This DE is only used if the product being despatched is of variable quantity. H87 = Piece

Segment Notes:

This segment is used to define quantities contained relevant to the PCI segment.

Example:

QTY+59:48'

## 5. Segments Layout

Segment number: 52

<b>SG10</b>	- C	9999 - CPS-FTX-SG11-SG17
<b>SG17</b>	- C	9999 - LIN-PIA-IMD-MEA-QTY-ALI-DLM-DTM-FTX-MOA-SG18-SG20-SG22-SG25
<b>SG22</b>	- C	9999 - PCI-DTM-MEA-QTY-SG23-SG24
<b>SG23</b>	- C	10 - GIN-DLM
<b>GIN</b>	- M	1 - Goods identity number

Function:  
To give specific identification numbers, either as single numbers or ranges.

	EDIFACT	GS1	*	Description
7405 Object identification code qualifier	M an..3	M	*	AW = <b>Serial shipping container code</b> BJ = <b>Serial shipping container code</b> BN = <b>Serial number</b> BX = <b>Batch number</b> CRE = <b>Price marked on product (GS1  Temporary Code)</b> SRV = <b>GS1 Global Trade Item Number (GS1  Temporary Code)</b>
C208 IDENTITY NUMBER RANGE	M	M		
7402 Object identifier	M an..35	M		
7402 Object identifier	C an..35	O		
C208 IDENTITY NUMBER RANGE	C	O		
7402 Object identifier	M an..35	M		
7402 Object identifier	C an..35	O		
C208 IDENTITY NUMBER RANGE	C	O		
7402 Object identifier	M an..35	M		
7402 Object identifier	C an..35	O		
C208 IDENTITY NUMBER RANGE	C	O		
7402 Object identifier	M an..35	M		
7402 Object identifier	C an..35	O		
C208 IDENTITY NUMBER RANGE	C	O		
7402 Object identifier	M an..35	M		
7402 Object identifier	C an..35	O		

Segment Notes:  
This segment is used to provide identification numbers relevant to the packaging of the current line item.  
In EANCOM it is recommended to use the Serial Shipping Container Code (SSCC's) for unique identification of individual transport packages.

Example:  
GIN+BJ+354123450000000014:354123450000000106'

## 5. Segments Layout

Segment number: 53

<b>SG10</b>	- C	9999 - CPS-FTX-SG11-SG17			
<b>SG17</b>	- C	9999 - LIN-PIA-IMD-MEA-QTY-ALI-DLM-DTM-FTX-MOA-SG18-SG20-SG22-SG25			
<b>SG22</b>	- C	9999 - PCI-DTM-MEA-QTY-SG23-SG24			
<b>SG23</b>	- C	10 - GIN-DLM			
<b>DLM</b>	- C	100 - Delivery limitations			
Function: To specify limitations on deliveries.					
		EDIFACT	GS1	*	Description
4455	Back order arrangement type code	C an..3	O		N = No back order Y = Back order if out of stock
C522	INSTRUCTION	C	O		
4403	Instruction type code qualifier	M an..3	M		
4401	Instruction description code	C an..3	O		
1131	Code list identification code	C an..17	O		
3055	Code list responsible agency code	C an..3	D		
4400	Instruction description	C an..35	O		
C214	SPECIAL SERVICES IDENTIFICATION	C	O		
7161	Special service description code	C an..3	O		0 = Released (GS1 Temporary Code) 1 = Quality control held (GS1 Temporary Code) 2 = Quality controlled embargo (GS1 Temporary Code)  The special services data element can be used by a manufacturer to inform an internal warehouse or third party stockholder of the quality control status of the despatched goods, or goods ready to be despatched. The following codes apply: 0 = Released - informs the stockholder it is free to distribute the quality controlled passed goods already despatched or ready to be despatched. 1 = Quality Control Held - instructs the stockholder to withhold distribution of the goods already despatched or ready to be despatched until the manufacturer has completed a quality control assessment. Usually the stockholder will receive the whole consignment and the manufacturer will run quality control tests on production batches contained in the consignment. Once the manufacturer completes a positive quality control assessment, it communicates by other means a quality assurance certificate which releases the goods for further distribution by the stockholder. 2 = Quality Controlled Embargo - instructs the stockholder to withhold distribution of the goods already despatched or ready to be despatched, when some of the goods of the same production batch as goods contained in the consignment have failed quality control tests.
1131	Code list identification code	C an..17	O		
3055	Code list responsible agency	C an..3	D	*	9 = GS1

## 5. Segments Layout

---

Segment number: 53

		EDIFACT	GS1	*	Description
code					DE 3055: This data element is only used if GS1 codes are used in data element 7161.
7160	Special service description	C an..35	<b>O</b>		
7160	Special service description	C an..35	<b>N</b>		
4457	Substitution condition code	C an..3	<b>N</b>		
<p>Segment Notes:</p> <p>This segment is used to specify any limitations on the delivery, e.g., Quality Control, for the packaging identified in the PCI segment.</p> <p>Example:  DLM+++0::9'</p>					



## 5. Segments Layout

Segment number: 54

<b>SG10</b>	- C	9999 - CPS-FTX-SG11-SG17
<b>SG17</b>	- C	9999 - LIN-PIA-IMD-MEA-QTY-ALI-DLM-DTM-FTX-MOA-SG18-SG20-SG22-SG25
<b>SG22</b>	- C	9999 - PCI-DTM-MEA-QTY-SG23-SG24
<b>SG24</b>	- C	10 - HAN
<b>HAN</b>	- M	1 - Handling instructions

Function:  
To specify handling and where necessary, notify hazards.

	EDIFACT	GS1	*	Description
C524 HANDLING INSTRUCTIONS	C	O		
4079 Handling instruction description code	C an..3	R		BIG = Outsized (GS1 Temporary Code) CRU = Crushable (GS1 Temporary Code) EAT = Foodstuffs (GS1 Temporary Code) HWC = Handle with care (GS1 Temporary Code) PSC = Pest controlling (GS1 Temporary Code) STR = Stacking restricted (GS1 Temporary Code) UST = Unstackable (GS1 Temporary Code)
1131 Code list identification code	C an..17	N		
3055 Code list responsible agency code	C an..3	D	*	9 = <b>GS1</b> This data element is only used when GS1 codes are used in data element 1131.
4078 Handling instruction description	C an..70	O		
C218 HAZARDOUS MATERIAL	C	O		
7419 Hazardous material category name code	C an..7	D		Used to provide the material class code of an organization. The preferred way to provide 'ADR international classification' or 'Hazardous material standard text' is to use DE 1131. This data element is only used if the actual code is known.
1131 Code list identification code	C an..17	O		ADR = Accord European au transport international dangereuses (GS1 Temporary Code) HMT = Hazardous material standard text (GS1 Temporary Code)
3055 Code list responsible agency code	C an..3	D		This data element is only used when GS1 codes are used in data element 1131.
7418 Hazardous material category name	C an..35	O		To be used when no code value is available for DE7419.

Segment Notes:  
This segment is used to provide handling instructions.

Example:  
HAN+EAT"

## 5. Segments Layout

Segment number: 55

<b>SG10</b>	- C	9999 - CPS-FTX-SG11-SG17
<b>SG17</b>	- C	9999 - LIN-PIA-IMD-MEA-QTY-ALI-DLM-DTM-FTX-MOA-SG18-SG20-SG22-SG25
<b>SG25</b>	- C	10 - QVR-DTM
<b>QVR</b>	- M	1 - Quantity variances

Function:  
To specify item details relating to quantity variances.

		EDIFACT	GS1	*	Description
C279	QUANTITY DIFFERENCE INFORMATION	C	<b>R</b>		
6064	Quantity variance value	M n..15	<b>M</b>		Specify the actual variance amount here.
6063	Quantity type code qualifier	C an..3	<b>R</b>	*	21 = <b>Ordered quantity</b> 66 = <b>Committed quantity</b>
4221	Discrepancy nature identification code	C an..3	<b>O</b>		BP = <b>Shipment partial - back order to follow</b> CP = <b>Shipment partial - considered complete, no backorder</b>
C960	REASON FOR CHANGE	C	<b>O</b>		
4295	Change reason description code	C an..3	<b>O</b>		WR = <b>Temporarily unavailable</b>
1131	Code list identification code	C an..17	<b>O</b>		
3055	Code list responsible agency code	C an..3	<b>D</b>		9 = <b>GS1</b>
4294	Change reason description	C an..35	<b>O</b>		

Segment Notes:

This segment is used to specify any variances between what was ordered and what is ready for or has been despatched.

The quantity identified in DE 6064 must always refer to the difference between the despatched quantity identified in DE 6060 of QTY at LIN level and the ordered quantity. For negative values (e.g. damaged goods not accepted) the variance must be expressed as negative.

Example:  
QVR+-50:21'

The QTY at line level identified the fact that 450 units were ordered and that 400 were being despatched, so therefore the quantity variance is 50 units.

## 5. Segments Layout

Segment number: 56

<b>SG10</b>	- C	9999 - CPS-FTX-SG11-SG17
<b>SG17</b>	- C	9999 - LIN-PIA-IMD-MEA-QTY-ALI-DLM-DTM-FTX-MOA-SG18-SG20-SG22-SG25
<b>SG25</b>	- C	10 - QVR-DTM
<b>DTM</b>	- C	5 - Date/time/period

Function:  
To specify date, and/or time, or period.

		EDIFACT	GS1	*	Description
C507	DATE/TIME/PERIOD	M	M		
2005	Date or time or period function code qualifier	Man..3	M		X13 = <a href="#">Expect to ship by (GS1 Temporary Code)</a>
2380	Date or time or period value	C an..35	R		
2379	Date or time or period format code	C an..3	R		102 = <a href="#">CCYYMMDD</a> 203 = <a href="#">CCYYMMDDHHMM</a> 718 = <a href="#">CCYYMMDD-CCYYMMDD</a>

Segment Notes:  
This segment is used to specify dates relevant to the quantity variance specified in the preceding QVR segment.

Example:  
DTM+X13:20021115:102'

## 5. Segments Layout

Segment number: 57

CNT - C 5 - Control total					Description
Function: To provide control total.		EDIFACT	GS1	*	
C270	CONTROL	M	M		
6069	Control total type code qualifier	Man..3	M	*	<p>1 = Total value of the quantity segments at line level in a message</p> <p>2 = Number of line items in message</p> <p>7 = Total gross weight</p> <p>11 = Total number of packages</p> <p>26 = Total gross measurement/cube</p> <p>29 = Total net weight of consignment</p> <p>1. When using code value '7= Total gross weight' in this data element the total specified in data element 6066 is arrived at by adding the values in data element 6314 of the MEA segment at LIN level when code value AAB is used in the same MEA segment.</p> <p>2. When using value '26' in this data element the total specified in data element 6066 is arrived at by adding the values specified in data element 6314 of the MEA segment at line item level when the GMC (Gross Measurement Cube) code is used in data element 6313.</p> <p>3. When using code value '11= Total number of packages' in this data element the total specified in data element 6066 is arrived at by adding the values in data element 7224 of the PAC segments in the messages.</p> <p>4. When using code value '29 = Total net weight of consignment' in this data element the total specified in data element 6066 is arrived at by adding the values in data element 6314 of the MEA segment at LIN level when code value AAA is used in the same MEA segment.</p>
6066	Control total value	Mn..18	M		
6411	Measurement unit code	C an..3	O		
<p>Segment Notes:</p> <p>This segment is used to provide message control information for checking on the message receiver's in-house system.</p> <p>Example: CNT+2:12'</p>					

## 5. Segments Layout

---

Segment number: 58

<b>UNT</b> - M 1 - Message trailer				
Function: To end and check the completeness of a message.				
Notes: 1. 0062, the value shall be identical to the value in 0062 in the corresponding UNH segment.				
	EDIFACT	GS1	*	Description
0074	Number of segments in a message	M n..10	M	The total number of segments in the message is detailed here.
0062	Message reference number	M an..14	M	The message reference numbered detailed here should equal the one specified in the UNH segment.
Segment Notes: This segment is a mandatory UN/EDIFACT segment. It must always be the last segment in the message.  Example: UNT+57+ME000001'				

## **6. Examples**

---

The following is an example of a Despatch Advice message providing a description of a consignment of goods to be despatched by the supplier of the goods, identified by GLN 5411234512309. The buyer of the goods is identified by GLN 5412345000013 and the warehouse where the goods are to be delivered is identified by GLN 5412345123453.

The Despatch Advice, reference number DES587441 is sent on the 1st April 2002. The goods to be despatched are a complete shipment of the goods purchased on the 25th March 2002 according to the buyer's purchase order number 12332. They are to be despatched on the 3rd April and are scheduled to arrive on the same day.

The despatch advice refers to a consignment of goods to be despatched, containing 2 pallets, each pallet uniquely identified by an EAN.UCC serial shipping container code.

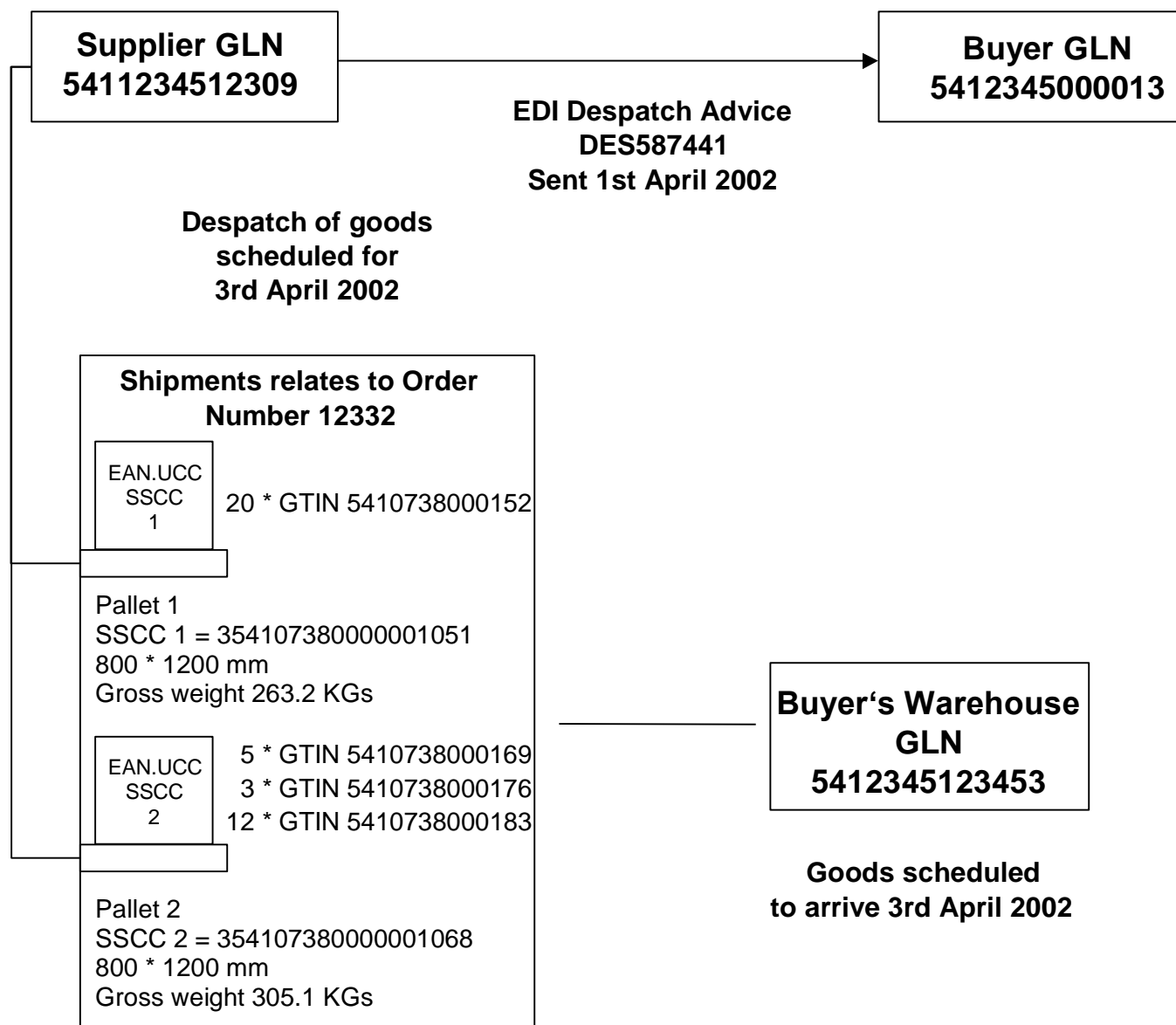
The first pallet is identified by the EAN.UCC serial shipping container code 354107380000001051 and contains 20 cartons of the product identified by GTIN 5410738000152. The pallet is a standard 800mm x 1200mm pallet with a gross weight of 263.2 kilograms.

The second pallet is identified by the EAN.UCC serial shipping container code 354107380000001068 and contains 5 cartons of the product identified by GTIN 5410738000169, 3 cartons of 5410738000176 and 12 cartons of 5410738000183. The pallet is a standard 800mm x 1200mm pallet with a gross weight of 305.1 kilograms.

The despatch advice describes the consignment as being composed of two pallets, providing for each pallet a description of the type of pallet in terms of dimensions and weight as well as the pallet's unique identity number (serial shipping container code). The content of each pallet is then described in terms of the standard despatch units it contains.

## 6. Examples

### Schematic Representation of the Despatch Advice Example



## 6. Examples

---

### Despatch Advice message:

UNH+ME000001+DESADV:D:01B:UN:EAN007'	Message header
BGM+351+DES587441+9'	Despatch advice number DES587441
DTM+137:20020401:102'	Message date 1st April 2002
DTM+11:20020403:102'	Despatch date 3rd April 2002
DTM+358:20020403:102'	Due date to arrive on or after the 3rd of April
RFF+ON:12332'	Consignment is related to order number 12332
DTM+171:20020325:102'	Date of order 25th of March 2002
NAD+SU+5411234512309::9'	Supplier identified by GLN 5411234512309
RFF+VA:6558774'	Supplier's VAT number 6558774
NAD+BY+5412345000013::9'	Buyer identified by GLN 5412345000013
RFF+VA:7002474'	Buyer's VAT number 7002474
NAD+DP+5412345123453::9'	Delivery party identified by GLN 5412345123453
RFF+VA:800800'	Delivery party's VAT number 800800
NAD+SH+5412345000105::9'	Shipper identified by GLN 5412345000105
CPS+1'	First level description of consignment packing
PAC+2++201::9'	Two ISO 1 pallets
CPS+2+1'	Second level description of the first pallet
PAC+1++201::9'	One ISO 1 pallet
MEA+PD+AAB+KGM:263.2'	Pallet weight 263.2 Kilos including goods packages
MEA+PD+WD+MMT:800'	Pallet width 800 millimetres
MEA+PD+LN+MMT:1200'	Pallet length 1200 millimetres
PCI+33E'	Pallet marked with SSCC
GIN+BJ+354107380000001051'	Serial Shipping Container Code 354107380000001051
PAC+20++CT'	Twenty cartons
LIN+1++5410738000152:SRV'	Product contained in this package is identified by GTIN 5410738000152
QTY+12:20'	Despatch quantity 20
CPS+3+1'	Second level description of the second pallet
PAC+1++201::9'	One ISO 1 pallet
MEA+PD+AAB+KGM:305.1'	Pallet weight 305.1 Kilos
PCI+33E'	Pallet marked with SSCC
GIN+BJ+354107380000001068'	Serial Shipping Container Code



## 6. Examples

---

	354107380000001068
PAC+20++CT'	Twenty cartons
LIN+2++5410738000169:SRV'	First product contained in this package is identified by GTIN 5410738000169
QTY+12:5'	Despatch quantity 5
LIN+3++5410738000176:SRV'	Second product contained in this package is identified by GTIN 5410738000176
QTY+12:3'	Despatch quantity 3
LIN+4++5410738000183:SRV'	Third product contained in this package is identified by GTIN 5410738000183
QTY+12:12'	Despatch quantity 12
CNT+2:4'	Total number of LIN segments in the message = 4
UNT+40+ME000001'	Total number of segments in the message equals 40

Note:

The EDI interchange will include the UNB...UNZ segments and, if applicable, the UNG...UNE segments (see Part I, section 5.7).